



2023
**EXPRESS
PASSENGER VAN**

How to move people efficiently.

Express Passenger Van is built to haul people, with a choice of 12- or 15-passenger seating, depending on model. Standard features like the StabiliTrak® Electronic Stability Control System, a Tire Pressure Monitoring System¹ and antilock brakes let you travel with confidence. Express Passenger Van's proven design means you can count on years of dependable service. Technology features like a 120-volt power outlet, available Wi-Fi® Hotspot² and an available USB port³ can help keep passengers entertained during trips.



Express Passenger Van offers both Regular and Extended Wheelbase models.

At a glance.

- Standard seating for 12 passengers
- Available seating for 15 with Extended Wheelbase
- Standard rear passenger air conditioning
- Standard 4.3L V6 engine with 276 horsepower and 298 lb.-ft. of torque and 8-speed transmission
- Available 6.6L V8 engine with 401 horsepower and 464 lb.-ft. of torque and heavy-duty 6-speed transmission
- Available heavy-duty locking rear differential
- Standard StabiliTrak Electronic Stability Control System
- Standard 4-wheel antilock disc brakes
- Standard Rear Vision Camera¹
- Side Blind Zone Alert¹ available on all models
- Available Forward Collision Alert¹ (not available to order at this time; see dealer for details)
- Available Lane Departure Warning¹ (not available to order at this time; see dealer for details)



Express Passenger Van is a practical choice for mobility and paratransit conversions?



Standard seating for 12 passengers and available seating for 15 with Extended Wheelbase.

Three models to choose from.

2500 REGULAR WHEELBASE (RWB)



WHEELBASE (IN.)	STANDARD ENGINE	AVAILABLE ENGINE	MAX CARGO CAPACITY (CU. FT.) ¹	GROSS VEHICLE WEIGHT RATING (GVWR) (LBS.) ²	MAX PAYLOAD RATING (LBS.) ³	MAX TRAILERING WEIGHT RATING (LBS.) ⁴
135	4.3L V6	–	218.5	8,600	2,550	6,700
135	–	6.6L V8	218.5	8,600	2,360	9,600

3500 REGULAR WHEELBASE (RWB)



WHEELBASE (IN.)	STANDARD ENGINE	AVAILABLE ENGINE	MAX CARGO CAPACITY (CU. FT.) ¹	GROSS VEHICLE WEIGHT RATING (GVWR) (LBS.) ²	MAX PAYLOAD RATING (LBS.) ³	MAX TRAILERING WEIGHT RATING (LBS.) ⁴
135	4.3L V6	–	218.5	9,600	3,540	6,700
135	–	6.6L V8	218.5	9,600	3,350	9,600

3500 EXTENDED WHEELBASE (EWB)



WHEELBASE (IN.)	STANDARD ENGINE	AVAILABLE ENGINE	MAX CARGO CAPACITY (CU. FT.) ¹	GROSS VEHICLE WEIGHT RATING (GVWR) (LBS.) ²	MAX PAYLOAD RATING (LBS.) ³	MAX TRAILERING WEIGHT RATING (LBS.) ⁴
155	4.3L V6	–	255.5	9,600	3,210	6,300
155	–	6.6L V8	255.5	9,900	3,320	9,200

¹ Cargo and load capacity limited by weight and distribution. ² Maximum Gross Vehicle Weight Rating (GVWR). When properly equipped; includes weight of vehicle, passengers, cargo and equipment. ³ These maximum payload ratings are intended for comparison purposes only. Before you buy a vehicle or use it to haul people or cargo, carefully review the Vehicle Loading section of the Owner's Manual and check the carrying capacity of your specific vehicle on the label on the inside of the driver door jamb. ⁴ Maximum trailering ratings are intended for comparison purposes only. Before you buy a vehicle or use it for trailering, carefully review the Trailering section of the Owner's Manual. The trailering capacity of your specific vehicle may vary. The weight of passengers, cargo and options or accessories may reduce the amount you can trailer.

Colors & wheels

EXTERIOR COLORS



Summit White



Silver Ice Metallic



Red Hot



Black

INTERIOR COLORS



Medium Pewter Vinyl¹



Medium Pewter Custom Cloth²

WHEELS



16" Gray-Painted Steel Wheels with Gray Center Caps (QB5); Chrome Center Caps included on 1LT Standard



16" White-Painted Steel Wheels with Gray Center Caps (40P) Available

¹ Standard on 1LS. ² Standard on 1LT. Available on 1LS.

Standard equipment

Standard on every Express Passenger Van:

MECHANICAL
Alternator – 150 amps
Battery – 600 cold-cranking amps (CCA) with rundown protection and retained accessory power
Brakes – 4-wheel antilock, 4-wheel disc
Cooling – external engine oil cooler
Engine – 4.3L V6 with Variable Valve Timing (VVT) and Direct Injection – Oil Life Monitoring System
Exhaust – aluminized stainless steel muffler and tailpipe
Frame – full-length box, ladder-type
StabiliTrak – Electronic Stability Control System with traction assistance; includes Electronic Trailer Sway Control and Hill Start Assist
Steering – integral power
Suspension – front independent with coil springs; rear with multi-leaf springs
Transmission – 8-speed automatic, electronically controlled with overdrive, Driver Shift Control and Tow/Haul mode; includes cruise grade braking and powertrain grade braking
EXTERIOR
Daytime running lamps
Door – passenger-side, swing-out 60/40-split
Glass – Solar-Ray® deep-tinted, rear windows – Enhanced Technology Glass (ETG) 3-layer special glass, rearmost side windows – full-body window glass with rear door and passenger-side door swing-out window glass
Headlamps – dual halogen with automatic on/off with automatic delay
Mirrors – heated, power-adjustable, manual-folding, Black
Tire – full-size spare
Tires – LT245/75R16E all-season
Wheels – 16" Gray-painted steel with Gray center caps (QB5) and steel spare
Wipers – front intermittent wet-arm with pulse washers

INTERIOR
Airbags ¹ – frontal for driver and right-front passenger; seat-mounted side-impact for driver and right-front passenger; roof rail-mounted head-curtain provide coverage for outboard seating positions for first three rows; Enhanced Technology Glass is provided for fourth row with 12-passenger seating and fourth and fifth rows with available 15-passenger seating; includes frontal passenger airbag deactivation switch
Air conditioning – single-zone – rear; includes rear auxiliary heater
Assist handles – driver and front passenger
Audio system – AM/FM stereo with MP3 player, seek-scan, digital clock, TheftLock, random select, auxiliary input jack and two front door speakers
Compass – display in Driver Information Center
Defogger – side windows
Driver Information Center – with fuel range, average speed, oil life, tire pressure monitoring, fuel used, ice warning, engine hours, average fuel economy, tachometer and maintenance reminders
Instrument cluster – with speedometer, fuel level, engine temperature, voltage and oil pressure
Lighting – two dome lamps; includes defeat switch and door handle-activated switches – auxiliary lighting with reading and underhood lamps
Mirror – rearview; includes Rear Vision Camera ² display
Power Convenience Package – power windows and power door locks with lockout protection
Power outlet – 120-volt – two 12-volt auxiliary on engine console cover
Rear Vision Camera ² – integrated in rearview mirror
Seats – front high-back bucket with head restraints and inboard armrests – 12-passenger seating (2-3-3-4); 50/50-split 4-passenger seat – vinyl trim (1LS) – Custom Cloth trim (1LT)
Theft-deterrent system – PASS-Key® III
Tire Pressure Monitoring System (does not monitor spare tire)
Available Wi-Fi® Hotspot ³ for up to seven devices, includes 1-month Unlimited Data Plan
Chevrolet Connected Access ⁴ with up to 10 years of standard connectivity, which currently enables features such as Vehicle Diagnostics and Dealer Maintenance Notification
Up to 3 months of OnStar® Safety & Security coverage ⁵

1 A NOTE ON CHILD SAFETY: Always use seat belts and the correct child restraint for your child's age and size, even with airbags. Even in vehicles equipped with the Passenger Sensing System, children are safer when properly secured in a rear seat in the appropriate infant, child or booster seat. Never place a rear-facing infant restraint in the front seat of any vehicle equipped with an active frontal airbag. See your vehicle Owner's Manual and the child safety seat instructions for more safety information.

2 Safety or driver assistance features are no substitute for the driver's responsibility to operate the vehicle in a safe manner. Read the vehicle Owner's Manual for important feature limitations and information. **3** Service varies with conditions and location. Requires active service and paid AT&T data plan. Visit onstar.com for details and limitations. Availability subject to change. **4** Standard connectivity available only to original purchaser for up to 10 years. Connected Access services are subject to change. Does not include emergency or security services. Diagnostic capabilities vary by model and service plan. Message and data rates may apply. Requires contact method on file and enrollment to receive alerts. Not all issues will deliver alerts. Visit onstar.com for details and limitations. **5** When you select a monthly plan within 15 days of activating your 1-month trial, you'll receive the next 2 months of the plan you select at no additional charge when you associate an approved payment method on file to your account and authorize recurring payments for your service plan. The amount and frequency of each recurring payment is based upon the service(s) and payment interval(s) you select from the options provided. After the trial expires, OnStar will automatically bill your payment method monthly at then-current standard monthly rates. Plans containing 4G LTE data will be billed every 30 days by AT&T. You may cancel at any time by pushing your blue OnStar button or calling 1-888-466-7827. May not be combined with other offers or retroactively applied. Offer subject to change.

● STANDARD ○ AVAILABLE – NOT AVAILABLE

	2500 RWB 1LS	3500 RWB 1LS	3500 EWB 1LS	2500 RWB 1LT	3500 RWB 1LT	3500 EWB 1LT
SAFETY AND DRIVER ASSISTANCE						
Airbags ¹ – frontal for driver and right-front passenger; seat-mounted side-impact for driver and right-front passenger; roof rail-mounted head-curtain provide coverage for outboard seating positions for first three rows; Enhanced Technology Glass is provided for fourth row with 12-passenger seating and fourth and fifth rows with available 15-passenger seating; includes frontal passenger airbag deactivation switch	●	●	●	●	●	●
Forward Collision Alert ² – includes Lane Departure Warning ² (not available to order at this time; see dealer for details)	○	○	○	○	○	○
Lane Departure Warning ² (requires available Forward Collision Alert ² on 1LS) (not available to order at this time; see dealer for details)	○	○	○	○	○	○
Rear Park Assist ²	○	○	○	○	○	○
Rear Vision Camera ² – integrated in rearview mirror	●	●	●	●	●	●
Side Blind Zone Alert ² (requires available Rear Park Assist)	○	○	○	○	○	○
Theft alarm notification (requires available OnStar ³ and Remote Keyless Entry on 1LS)	○	○	○	●	●	●
Theft-deterrent system – PASS-Key III	●	●	●	●	●	●
Tire Pressure Monitoring System (does not monitor spare tire)	●	●	●	●	●	●
Up to 3 months of OnStar Safety & Security coverage ³	●	●	●	●	●	●
OnStar delete (requires Fleet or Government order)	○	○	○	○	○	○
OnStar Vehicle Insights™ ⁴ – 12 months of service (requires available Communications Package, Enhanced Convenience Package or Safety Package on 2500 RWB 1LS; requires Fleet or Government order on all other models)	○	○	○	○	○	○
MECHANICAL						
Alternator – 150 amps – 220 amps	● ○	● ○	● ○	● ○	● ○	● ○
Battery – with rundown protection and retained accessory power – 600 cold-cranking amps (CCA) – heavy-duty, 770 cold-cranking amps (CCA) – dual, heavy-duty, 770 cold-cranking amps (CCA) primary and isolated 770 cold-cranking amps (CCA) secondary	● ● ○ ○	● ● ○ ○	● ● ○ ○	● ● ○ ○	● ● ○ ○	● ● ○ ○

	2500 RWB 1LS	3500 RWB 1LS	3500 EWB 1LS	2500 RWB 1LT	3500 RWB 1LT	3500 EWB 1LT
MECHANICAL (CONTINUED)						
Brakes – 4-wheel antilock, 4-wheel disc	●	●	●	●	●	●
Cooling – external engine oil cooler	●	●	●	●	●	●
Differential – heavy-duty, locking rear	○	○	○	○	○	○
Engine – 4.3L V6 with Variable Valve Timing (VVT) and Direct Injection; 276 hp @ 5200 rpm, 298 lb.-ft. of torque @ 3900 rpm – 6.6L V8 with Variable Valve Timing (VVT) and Direct Injection; 401 hp @ 5200 rpm, 464 lb.-ft. of torque @ 4000 rpm (requires available heavy-duty 6-speed automatic transmission) – engine block heater (included with available Cold Climate Package) – Oil Life Monitoring System	● ○ ○ ○	● ○ ○ ○	● ○ ○ ○	● ○ ○ ○	● ○ ○ ○	● ○ ○ ○
Exhaust – aluminized stainless steel muffler and tailpipe	●	●	●	●	●	●
Frame – full-length box, ladder-type	●	●	●	●	●	●
High idle switch (requires available Driver Convenience Package and 6.6L V8 engine on 2500 RWB 1LS; requires available 6.6L V8 engine on all other models)	○	○	○	○	○	○
StabiliTrak – Electronic Stability Control System and traction assistance; includes Electronic Trailer Sway Control and Hill Start Assist	●	●	●	●	●	●
Steering – integral power	●	●	●	●	●	●
Suspension – front independent with coil springs; rear with multi-leaf springs	●	●	●	●	●	●
Trailer equipment – heavy-duty, trailering hitch platform, trailering wire harness and dual 4-pin/7-pin sealed connector	○	○	○	○	○	○
Trailer provisions – trailering wire harness only	○	○	○	○	○	○
Transmission – 8-speed automatic, electronically controlled with overdrive, Driver Shift Control and Tow/Haul mode; includes cruise grade braking and powertrain grade braking – heavy-duty 6-speed automatic, electronically controlled with overdrive, Driver Shift Control and Tow/Haul mode; includes cruise grade braking and powertrain grade braking (requires available 6.6L V8 engine)	● ○	● ○	● ○	● ○	● ○	● ○

1 A NOTE ON CHILD SAFETY: Always use seat belts and the correct child restraint for your child's age and size, even with airbags. Even in vehicles equipped with the Passenger Sensing System, children are safer when properly secured in a rear seat in the appropriate infant, child or booster seat. Never place a rear-facing infant restraint in the front seat of any vehicle equipped with an active frontal airbag. See your vehicle Owner's Manual and the child safety seat instructions for more safety information. **2** Safety or driver assistance features are no substitute for the driver's responsibility to operate the vehicle in a safe manner. Read the vehicle Owner's Manual for important feature limitations and information. **3** When you select a monthly plan within 15 days of activating your 1-month trial, you'll receive the next 2 months of the plan you select at no additional charge when you associate an approved payment method on file to your account and authorize recurring payments for your service plan. The amount and frequency of each recurring payment is based upon the service(s) and payment interval(s) you select from the options provided. After the trial expires, OnStar will automatically bill your payment method monthly at then-current standard monthly rates. Plans containing 4G LTE data will be billed every 30 days by AT&T. You may cancel at any time by pushing your blue OnStar button or calling 1-888-466-7827. May not be combined with other offers or retroactively applied. Offer subject to change. **4** Terms apply. Available on select properly equipped 2015 model year and newer GM vehicles (excludes Volt, Low Cab Forward Trucks and GM vehicles built without OnStar Hardware, which includes, but is not limited to, select base Chevrolet and GMC trucks). Requires an active connected vehicle services plan. Fees, services and availability subject to change without notice. Applicable taxes not included. Does not include emergency or security services. Diagnostic capabilities vary by vehicle model. Not all issues will deliver alerts. See onstarvehicleinsights.com for details and limitations.

● STANDARD ○ AVAILABLE – NOT AVAILABLE

	2500 RWB 1LS	3500 RWB 1LS	3500 EWB 1LS	2500 RWB 1LT	3500 RWB 1LT	3500 EWB 1LT
EXTERIOR						
Antenna equipment – additional antenna, 25-ft. cable and ground plate; provides additional ability to relocate standard OnStar antenna (requires available OnStar ¹)	○	○	○	○	○	○
Bumpers – Black, front and rear with step pad – chrome, front and rear with step pad	●	●	●	–	–	–
Daytime running lamps	●	●	●	●	●	●
Door – passenger-side, swing-out 60/40-split – passenger-side, sliding	●	●	●	●	●	●
Glass – Solar-Ray deep-tinted, rear windows – Enhanced Technology Glass (ETG) 3-layer special glass, rear most side windows – full-body window glass with rear door and passenger-side door swing-out window glass	●	●	●	●	●	●
Grille – Black center bar – chrome center bar (requires available Chrome Appearance Package on 1LS)	●	●	●	–	–	–
Headlamps – dual halogen with automatic on/off with automatic delay	●	●	●	●	●	●
Horn – dual-note	○	○	○	○	○	○
Mirrors – heated, power-adjustable, manual-folding, Black	●	●	●	●	●	●
Tire – full-size spare	●	●	●	●	●	●
Tires – LT245/75R16E all-season	●	●	●	●	●	●
Wheels – 16" Gray-painted steel and steel spare (QB5) – 16" White-painted steel and steel spare (40P) – Gray center caps – chrome center caps (P03)	●	●	●	●	●	●
Wipers – front intermittent wet-arm with pulse washers	●	●	●	●	●	●
INTERIOR						
Air conditioning – single-zone – rear; includes rear auxiliary heater	●	●	●	●	●	●
Assist handles – driver and front passenger	●	●	●	●	●	●
Compass – display in Driver Information Center	●	●	●	●	●	●
Console – engine cover with open storage bin and three cup holders – engine cover with swing-out storage bin and three cup holders	●	●	●	–	–	–

	2500 RWB 1LS	3500 RWB 1LS	3500 EWB 1LS	2500 RWB 1LT	3500 RWB 1LT	3500 EWB 1LT
INTERIOR (CONTINUED)						
Cruise control – electronic with Set and Resume Speed, steering wheel-mounted (requires available Driver Convenience Package on 2500 RWB 1LS)	○	●	●	●	●	●
Defogger – side windows – rear-window	●	●	●	●	●	●
Door locks – power programmable with lockout protection and manual rear door child security; included with Power Convenience Package	●	●	●	●	●	●
Driver Information Center – with fuel range, average speed, oil life, tire pressure monitoring, fuel used, ice warning, engine hours, average fuel economy, tachometer and maintenance reminders	●	●	●	●	●	●
Floor covering – full-length Black rubberized-vinyl – rear delete, front only (requires available Paratransit Package) – full-floor color-keyed carpeting	●	●	●	–	–	–
Heater – rear auxiliary; included with rear air conditioning	●	●	●	●	●	●
Instrument cluster – with speedometer, fuel level, engine temperature, voltage and oil pressure	●	●	●	●	●	●
Lighting – two dome lamps; includes defeat switch and door handle-activated switches – auxiliary lighting with reading and underhood lamps	●	●	●	●	●	●
Mirror – rearview; includes Rear Vision Camera ² display	●	●	●	●	●	●
Power Convenience Package – power windows and power door locks with lockout protection	●	●	●	●	●	●
Power outlet – 120-volt – two 12-volt auxiliary on engine console cover	●	●	●	●	●	●
Remote Keyless Entry	○	○	○	●	●	●
Remote vehicle starter system (requires available Remote Keyless Entry on 1LS)	○	○	○	○	○	○
Steering column – manual tilt-wheel (requires available Driver Convenience Package on 2500 RWB 1LS)	○	●	●	●	●	●
Steering wheel – leather-wrapped with mounted audio, cruise and phone controls (requires available Driver Convenience Package or Communications Package on 2500 RWB 1LS)	○	○	○	○	○	○
Temperature display – outside, in Driver Information Center	○	○	○	○	○	○
Visors – driver and front passenger, cloth; illuminated front passenger	●	●	●	●	●	●
Windows – power with driver express-up/-down; included with Power Convenience Package	●	●	●	●	●	●

¹ When you select a monthly plan within 15 days of activating your 1-month trial, you'll receive the next 2 months of the plan you select at no additional charge when you associate an approved payment method on file to your account and authorize recurring payments for your service plan. The amount and frequency of each recurring payment is based upon the service(s) and payment interval(s) you select from the options provided. After the trial expires, OnStar will automatically bill your payment method monthly at then-current standard monthly rates. Plans containing 4G LTE data will be billed every 30 days by AT&T. You may cancel at any time by pushing your blue OnStar button or calling 1-888-466-7827. May not be combined with other offers or retroactively applied. Offer subject to change. ² Safety or driver assistance features are no substitute for the driver's responsibility to operate the vehicle in a safe manner. Read the vehicle Owner's Manual for important feature limitations and information.

● STANDARD ○ AVAILABLE – NOT AVAILABLE

	2500 RWB 1LS	3500 RWB 1LS	3500 EWB 1LS	2500 RWB 1LT	3500 RWB 1LT	3500 EWB 1LT
SEATING						
Seats – front high-back bucket with head restraints and inboard armrests, vinyl trim	●	●	●	–	–	–
– front high-back bucket with head restraints and inboard armrests, Custom Cloth trim; includes engine console cover with swing-out storage bin	○	○	○	●	●	●
– 12-passenger seating (2-3-3-4); 50/50-split 4-passenger seat	●	●	●	●	●	●
– 15-passenger seating (2-3-3-3-4); 50/50-split 4-passenger seat	–	–	○	–	–	○
Seat – driver 6-way power adjuster (requires available Custom Cloth trim on 1LS)	○	○	○	○	○	○
– front passenger 6-way power adjuster (requires available Custom Cloth trim and driver 6-way power seat adjuster on 1LS; requires available driver 6-way power seat adjuster on 1LT)	○	○	○	○	○	○

	2500 RWB 1LS	3500 RWB 1LS	3500 EWB 1LS	2500 RWB 1LT	3500 RWB 1LT	3500 EWB 1LT
ENTERTAINMENT						
Audio – AM/FM stereo with MP3 playback capability, seek-scan, digital clock, auxiliary input jack, TheftLock, random select and two front door speakers	●	●	●	●	●	●
– AM/FM stereo with MP3 playback capability and USB port ¹ ; seek-scan, digital clock, auxiliary input jack, TheftLock, random select, two front door speakers and two rear door speakers; includes SiriusXM ² with 3-month trial subscription to SXM Platinum Plan	○	○	○	○	○	○
Bluetooth [®] audio streaming ³ for select phones (requires available leather-wrapped steering wheel with mounted audio, cruise and phone controls and Driver Convenience Package on 2500 RWB 1LS; requires available leather-wrapped steering wheel with mounted audio, cruise and phone controls on all other models)	○	○	○	○	○	○
SiriusXM ² – 3-month trial subscription to SXM Platinum Plan (requires available AM/FM stereo with MP3 playback capability and USB port ¹)	○	○	○	○	○	○
Wiring junction block – equipment accessory includes two 30-amp circuits (requires available dual heavy-duty 770 cold-cranking amps [CCA] primary and isolated secondary batteries)	○	○	○	○	○	○
Available Wi-Fi [®] Hotspot ⁴ for up to seven devices, includes 1-month Unlimited Data Plan	●	●	●	●	●	●
Chevrolet Connected Access ⁵ with up to 10 years of standard connectivity, which currently enables features such as Vehicle Diagnostics and Dealer Maintenance Notification	●	●	●	●	●	●

¹ Not compatible with all devices. ² If you decide to continue service after your trial, your selected subscription plan will automatically renew thereafter. You will be charged at then-current rates. Fees and taxes apply. To cancel you must call SiriusXM at 1-866-635-2349. See SiriusXM Customer Agreement for complete terms at siriusxm.com. All fees and programming subject to change. ³ Go to my.chevrolet.com/learnAbout/bluetooth to find out which phones are compatible with the vehicle. Full Bluetooth feature functionality varies by device, model and software version. ⁴ Service varies with conditions and location. Requires active service and paid AT&T data plan. Visit onstar.com for details and limitations. Availability subject to change. ⁵ Standard connectivity available only to original purchaser for up to 10 years. Connected Access services are subject to change. Does not include emergency or security services. Diagnostic capabilities vary by model and service plan. Message and data rates may apply. Requires contact method on file and enrollment to receive alerts. Not all issues will deliver alerts. Visit onstar.com for details and limitations.

Available packages

● STANDARD ○ AVAILABLE – NOT AVAILABLE

	2500 RWB 1LS	3500 RWB 1LS	3500 EWB 1LS	2500 RWB 1LT	3500 RWB 1LT	3500 EWB 1LT
MECHANICAL						
Cold Climate Package	○	○	○	○	○	○
Engine block heater						
EXTERIOR						
Chrome Appearance Package	○	○	○	●	●	●
Front and rear chrome bumpers and chrome center grille bar						
Paratransit Package (Incomplete Vehicle)	–	○	○	–	○	○
Rear seat delete upfitter option, incomplete vehicle certification and Black rubberized-vinyl floor covering (front only)						
INTERIOR						
Communications Package	○	–	–	–	–	–
6.6L V8 engine, 12 months of OnStar Vehicle Insights ¹ service, SiriusXM ^{®2} 3-month trial subscription to SXM Platinum Plan, AM/FM stereo with MP3 player and USB port ³ ; Bluetooth [®] audio streaming ⁴ ; leather-wrapped steering wheel with mounted audio, cruise and phone controls, and Driver Convenience Package						
Driver Convenience Package	○	●	●	●	●	●
Manual tilt-wheel steering column and cruise control						
Enhanced Convenience Package	○	–	–	–	–	–
6.6L V8 engine, heavy-duty trailering equipment, 12 months of OnStar Vehicle Insights ¹ service, Remote Keyless Entry, remote vehicle starter system and Driver Convenience Package						
Safety Package	○	–	–	–	–	–
6.6L V8 engine, 12 months of OnStar Vehicle Insights ¹ service, Rear Park Assist ⁵ ; Side Blind Zone Alert ⁵ and Driver Convenience Package						

¹ Terms apply. Available on select properly equipped 2015 model year and newer GM vehicles (excludes Volt, Low Cab Forward Trucks and GM vehicles built without OnStar Hardware, which includes but is not limited to select base Chevrolet and GMC trucks). Requires an active connected vehicle services plan. Fees, services, and availability subject to change without notice. Applicable taxes not included. Does not include emergency or security services. Diagnostics capabilities vary by vehicle model. Not all issues will deliver alerts. See onstarvehicleinsights.com for details and limitations. ² If you decide to continue service after your trial, your selected subscription plan will automatically renew thereafter. You will be charged at then-current rates. Fees and taxes apply. To cancel you must call SiriusXM at 1-866-635-2349. See SiriusXM Customer Agreement for complete terms at siriusxm.com. All fees and programming subject to change. ³ Not compatible with all devices. ⁴ Go to my.chevrolet.com/learnAbout/bluetooth to find out which phones are compatible with the vehicle. Full Bluetooth feature functionality varies by device, model and software version. ⁵ Safety or driver assistance features are no substitute for the driver's responsibility to operate the vehicle in a safe manner. Read the vehicle Owner's Manual for important feature limitations and information.

MAXIMUM CAPACITIES

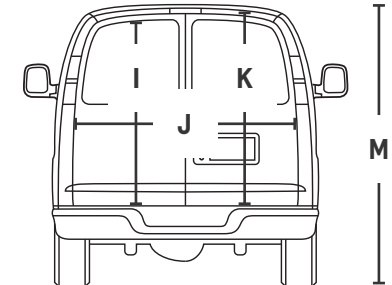
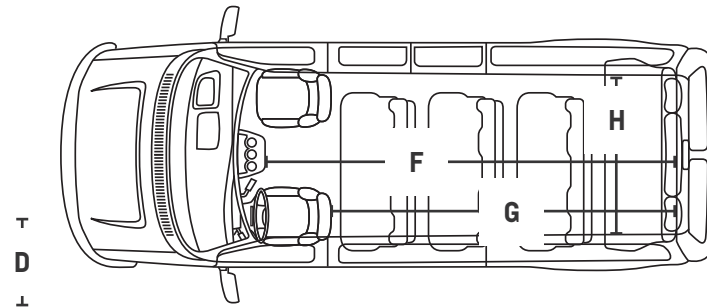
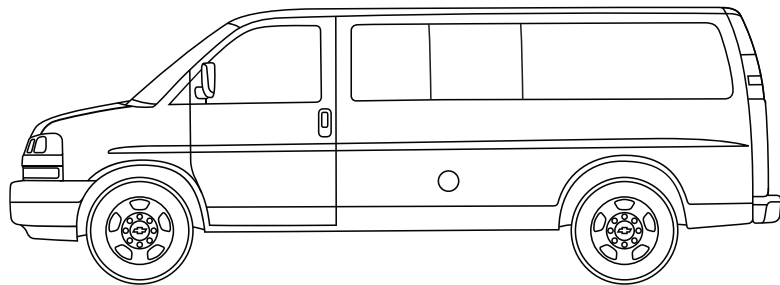
	REGULAR WHEELBASE	EXTENDED WHEELBASE
Fuel tank (approximate)	31 gallons	31 gallons
Cargo volume ¹ – behind first-row seat	218.5 cubic feet	255.5 cubic feet

DIMENSIONS

	REGULAR WHEELBASE	EXTENDED WHEELBASE
Head room (first row/second row/third row/ fourth row/fifth row)	40.9"/38.4"/38.5"/38.3"/-	40.9"/38.4"/38.5"/38.3"/37.6"
Leg room (first row/second row/third row/ fourth row/fifth row)	41.4"/36.3"/36.6"/36.6"/-	41.4"/36.3"/36.6"/36.6"/34.1"
Shoulder room (first row/second row/ third row/fourth row/fifth row)	68.9"/68.6"/65.8"/69.9"/-	68.9"/68.6"/65.8"/69.1"/62.9"
Hip room (first row/second row/third row/ fourth row/fifth row)	65.5"/65.6"/63.2"/65.7"/-	65.5"/65.6"/63.2"/65.7"/62.9"

DIMENSIONS (CONTINUED)

	REGULAR WHEELBASE	EXTENDED WHEELBASE
A – Front bumper to axle	39.7"	39.7"
B – Wheelbase	135.2"	155.1"
C – Rear bumper to axle	49.0"	49.1"
D – Ground to top of rear load floor	31.9"	32.2"
E – Overall vehicle length	223.9"	243.9"
F – Inside length at floor to engine cover	154.7"	173.6"
G – Inside length at floor to front seat	126.2"	146.0"
H – Inside width between wheelhousings	50.4"	50.9"
I – Rear door opening height	47.2"	45.7"
J – Rear door opening width at beltline	53.4"	53.4"
K – Cargo area height	51.8"	51.8"
L – Overall vehicle width	79.3"	79.3"
M – Height	84.5"	84.7"



¹ Cargo and load capacity limited by weight and distribution.

Always ready for overtime.

You know what Chevrolet Commercial Vehicles call 9 to 5? A decent start. Our lineup is ready to make light work of a long week, led by the powerful and dependable Silverado 1500 and Silverado HD, plus Silverado 3500 HD Chassis Cab. And let's not forget the strength of medium-duty Silverado 4500 HD/5500 HD/6500 HD Chassis Cabs, the maneuverability of the Low Cab Forward series and the utility of Express Vans. It all adds up to an unbeatable crew that never stops working.



Commercial programs

OnStar Business Solutions

OnStar Business Solutions is a family of products that offers insight to help find efficiencies, foresight to make better decisions, and confidence in knowing your people and your assets are protected and connected. Learn more at onstar.com/BusinessSolutions.

Manage the way your business moves with OnStar Vehicle Insights™¹ by OnStar Business Solutions. You can see your fleet in real time and receive actionable information to make more informed decisions. Learn more at onstarvehicleinsights.com.

Business Elite Dealers

These specialized dealers are staffed with commercially focused teams that provide the support and service necessary to help build and maintain your vehicle fleet. In addition, these experts are dedicated to helping you configure the right vehicles for the job to give your business a competitive edge.

Just as importantly, every Business Elite service department has the facilities, tools and technicians for your needs. Learn more at chevrolet.com/commercial/business-elite.



¹ Terms apply. Available on select properly equipped 2015 model year and newer GM vehicles (excludes Volt, Low Cab Forward Trucks and GM vehicles built without OnStar Hardware, which includes but is not limited to select base Chevrolet and GMC trucks). Requires an active connected vehicle services plan. Fees, services, and availability subject to change without notice. Applicable taxes not included. Does not include emergency or security services. Diagnostics capabilities vary by vehicle model. Not all issues will deliver alerts. See onstarvehicleinsights.com for details and limitations.



Important information.

You may be discovering Chevrolet through a personalized online shopping experience or enjoying every year of vehicle ownership. Either way, we're committed to providing the tools and programs you need to help you get the most out of your journey.

Chevy MyWay¹ >

Engage in a real-time virtual video experience with a Chevy product specialist.

Chevrolet Complete Care >

Enjoy an owner benefit program that provides excellent service and support from day one.

Limited Warranty Coverage >

Discover all the ways Chevrolet is committed to providing an excellent ownership experience.



GM, the GM logo, Chevrolet, the Chevrolet logo, and the slogans, emblems, vehicle model names, vehicle body designs and other marks appearing in this brochure are the trademarks and/or service marks of General Motors, its subsidiaries, affiliates or licensors. ©2022 OnStar LLC. All rights reserved. Sirius, XM, SiriusXM and all related marks and logos are trademarks of Sirius XM Radio Inc. The Bluetooth word mark is a registered trademark owned by Bluetooth SIG, Inc., and any use of such mark by Chevrolet is under license.

©2022 General Motors. All rights reserved. December 2022

FIND NEW ROADS™

CHEVROLET.COM

¹ Chevy MyWay is available to anyone over 18 in the United States to access and experience via chevrolet.com/myway.