



**TOYOTA**

2022 Tacoma



2022 TACOMA

# More capable. More epic adventures.

The 2022 Tacoma makes your off-road, off-grid adventures possible.<sup>1</sup> Bringing enhanced performance features and a robust exterior to match, Tacoma is ready to prove its capabilities where roads don't exist. So gear up, get in and get ready to start your next epic adventure.



TRD Off-Road Double Cab shown in Barcelona Red Metallic. See footnotes 2 and 3 in Disclosures section for more information on towing and payload, respectively. Top image and cover: See footnote 1 in Disclosures section for more information on off-roading.



See numbered footnotes in Disclosures section.



## PERFORMANCE

# The power to rule any terrain.

Life is more epic with Tacoma. Equipped with an available 3.5-liter V6, which includes a standard Tow Package, Tacoma can tow up to 6800 lbs.<sup>2</sup> And the 4-/7-pin connector sits cleanly inside the three-piece bumper, helping you haul your gear out without hitting any snags.

### 3.5-liter V6 direct-injection engine

Tacoma's available Atkinson-cycle 3.5-liter V6 with direct injection is the perfect blend of efficiency and power, giving you more of everything you want.



### Available 6-speed transmission

If rowing through the gears is more your style, Tacoma offers a 6-speed manual transmission, on certain models, to put control firmly in your hands.

### 6800-lb. towing capacity

Whatever toys you've got, Tacoma's got the power to bring 'em along. Its powerful V6 and available Tow Package help it tow up to 6800 lbs.<sup>2</sup> or carry a payload of up to 1440 lbs.<sup>3</sup>



### Trailer-Sway Control

Included with Tacoma's available Tow Package, Trailer-Sway Control (TSC)<sup>4</sup> applies brake pressure at individual wheels and manages engine torque to help maintain control of the trailer.

### Part-time 4WD

Choose the drivetrain mode best suited for your adventure of the day. With part-time 4WD, you can easily activate 4WD capabilities with a simple turn of a knob.



TRD Off-Road Double Cab shown in Lunar Rock. See footnotes 1 and 2 in Disclosures section for more information on off-roading and towing, respectively.



TRD Pro Double Cab shown in Electric Lime Metallic. See footnote 1 in Disclosures section for more information on off-roading.

TRD PRO

# Adventure like a pro.

Calling all off-road junkies — Tacoma TRD Pro returns, tougher than ever. Designed by the experts at Toyota Racing Development (TRD), the 2022 Tacoma TRD Pro is built to take on the world's gnarliest terrain. The stuff you want — like uniquely designed TRD wheels and machine-forged upper control arms — all come standard. Tacoma TRD Pro brings capability and confidence to your adventures with enhanced performance features that help you conquer farther and wider.



## Suspension lift

Equipped with a taller suspension — 1.5-in. front lift and 0.5-in. rear lift — and updated 16-in. TRD matte-black alloy wheels wrapped in Goodyear®<sup>5</sup> All-Terrain tires, Tacoma TRD Pro is designed to clear rocky terrain without a hitch.



## TRD-tuned FOX® Internal Bypass shocks

For ultimate performance and control, these shocks<sup>6</sup> feature 2.5-in. aluminum housings; hardened, oversize shafts; and remote reservoirs in the rear. Designed to help provide more ground clearance, maximum damping and fade-free performance, the suspension helps smooth out the rough stuff.



## Rigid Industries® LED fog lights

Designed for an OEM-perfect fit, these Rigid Industries®<sup>7</sup> LED fog lights pack a lot of brightness into a compact package. Rugged construction and a 35-degree wide-angle beam pattern help ensure you have light when, and where, you need it.



## CAPABILITY


# Obstacles don't stand a chance.

This is where the rubber meets the dirt. With available equipment like an electronically controlled locking rear differential, Crawl Control (CRAWL)<sup>8</sup> and a Multi-Terrain Monitor (MTM),<sup>9</sup> Tacoma is ready to take on tough terrain.




### Electronically locking rear differential

Tacoma TRD Off-Road's standard electronically controlled locking rear differential distributes engine power evenly to both rear wheels so they move at the same speed, providing more grip in low-traction conditions.



### Bilstein® shocks

Available Bilstein<sup>®10</sup> shocks know how to keep their cool under pressure, delivering consistent performance when the going gets rough. Standard on TRD Off-Road, these shocks help soak up the impacts of the trail, thanks to high-performance components and valving tuned specifically for off-road driving.



See footnote 1 in Disclosures section for more information on off-roading.

### Multi-Terrain Select

Tacoma TRD Off-Road features Multi-Terrain Select (MTS). With five modes to choose from, this system helps regulate wheelspin by automatically adjusting the engine throttle and traction control. When combined with standard Goodyear<sup>®5</sup> Wrangler<sup>®11</sup> tires with tough Kevlar<sup>®12</sup> construction, Multi-Terrain Select helps improve traction dramatically.



### Hill Start Assist Control

Tacoma's Hill Start Assist Control (HAC)<sup>13</sup> is designed to help you safely get up those hills. This technology helps minimize Tacoma from rolling backward when you move your foot from the brake to the gas pedal, so you can move upward with confidence. (HAC not available on TRD Off-Road 4WD M/T.)



### Crawl Control

When the trail gets challenging, Tacoma TRD Off-Road's Crawl Control (CRAWL)<sup>8</sup> is here to help you conquer your off-road adventure. This advanced system automatically modulates the throttle and brakes on five low-speed settings so you can keep your focus on navigating across difficult terrain.




TRD Off-Road Double Cab shown in Lunar Rock.  
See footnote 3 in Disclosures section for more information on payload.


## UTILITY

# Carry your boards, bikes and sense of adventure.

Bikes. Boards. You name it. Tacoma's standard composite bed surface is built to withstand your rough-and-tumble adventure. Its integrated heavy-duty deck rail system makes it easy to tie down gear of all sizes. Now, when action calls, you'll be ready to go.



See footnote 3 in Disclosures section  
for more information on payload.



## Smart storage

With various hidden, locking storage areas, Tacoma keeps your gear out of the way, out of sight and ready for your next outing.

## Trail Special Edition

Tacoma Trail Special Edition has the amenities you need to get comfortable for the adventure ahead. Lockable bed storage with insulation on the driver's side lets you push your trips to the max. For added convenience, an available 120V bed outlet<sup>14</sup> powers up your essentials.

## Composite bed with 120V outlet

Tacoma's bed is composed of an ultra-durable, fiber-reinforced Sheet-Molded Composite (SMC) surface that boasts a greater impact strength than steel, while an available bed-mounted 120V/400W outlet<sup>14</sup> helps keep the action powered up.

## Deck rail system

Tacoma's bed comes standard with an innovative deck rail system. With four heavy-duty adjustable tie-down cleats, you've got the strength and adjustability you need to keep your cargo securely strapped down.



# Show off your pride and joy.

With its redesigned, aggressive grille and available smoked headlight and taillight housings, Tacoma remains the best-looking truck on the trail. But it's about more than tough looks; Tacoma is also all about comfort on the inside, with features like a Qi-compatible wireless charging pad.<sup>15</sup>



## Nightshade Special Edition

Cruise down the street in Tacoma Nightshade Special Edition and show off the rig's darker side. Blacked-out exterior trim and dark smoke 18-in. alloy wheels, exhaust tip and exclusive grille — all add a little more mystery to your adventures.



## LED headlights

Tacoma's available LED headlights use LED elements for both the low and high beams, giving you bright, efficient light when you need it. And since they're bolted to the front of Tacoma, you can bet that they look awesome too.



## Trail Special Edition wheels

Tacoma Trail Special Edition's exterior details embody the adventurous spirit of this truck. The matte-finish bronze-colored wheels and badging complement the new exterior color in Lunar Rock and the color-keyed rear bumper, adding to this truck's bold style.



## Dual zone automatic climate control

Standard on all V6 Tacomas, the dual zone automatic climate control lets the driver and passenger personalize comfort while out on the trails. Just set the temp to your liking, and Tacoma does the rest.



## Panoramic View Monitor

Get into and out of that campsite with ease. Tacoma's available Panoramic View Monitor (PVM)<sup>16</sup> uses cameras on the front, sides and rear of the truck to give you a 360-degree view of what's going on outside.



## 10-way power-adjustable seat

Take comfort to new heights. Tacoma features an available 10-way power-adjustable driver's seat that includes 2-way lumbar support.

# Amplify your drive.

Take advantage of smarter and convenient technologies designed to simplify your everyday life. From a suite of services that are there for you 24/7 to an immersive audio multimedia system, you can stay connected to your world.



## Connected Services

Our available suite of Connected Services provides added convenience and peace of mind.<sup>17</sup>

- ✓ **Safety Connect®**  
Emergency SOS assistance and 24/7 Toyota Roadside Assistance.<sup>18, 19</sup>
- ✓ **Service Connect**  
Get personalized maintenance updates and vehicle health reports.<sup>20</sup>
- ✓ **Remote Connect**  
Start, lock/unlock your doors and more, using your compatible smart device.<sup>21</sup>
- ✓ **Wi-Fi Connect**  
Turn your Toyota into a hotspot with 4G connectivity.<sup>22</sup>
- ✓ **Destination Assist**  
24/7 live agent assistance to locate your next destination.<sup>23</sup>

To view included trial details, please visit [toyota.com/connected-services](http://toyota.com/connected-services).

## Audio Multimedia

Make every drive more personal. By utilizing your vehicle's touchscreen display and audio multimedia capabilities, you'll always have access to what you want. Whether it's listening to your favorite playlist or finding the most scenic route to your destination, you'll enjoy the latest in connectivity and technologies that are all about you.



## Apple CarPlay®

Bring along a familiar face. With Apple CarPlay<sup>®24</sup> compatibility, you can use your compatible iPhone<sup>®25</sup> with the audio multimedia system to get directions, make calls, send and receive messages, and listen to music — all while staying focused on your commute.



## Android Auto™

Stay connected on the road. By pairing your compatible Android<sup>™26</sup> phone with the audio multimedia system, Android Auto<sup>™27</sup> lets you access your Google Assistant, get real-time traffic alerts, make and receive phone calls, listen to your favorite soundtrack and more.



## SiriusXM® w/3-month Platinum Plan trial subscription

SiriusXM<sup>®28</sup> is the widest variety of entertainment anywhere. With a Platinum Plan trial subscription,<sup>29</sup> you get 350+ channels, including 165+ channels in your car, to enjoy ad-free music, plus sports, news, talk, comedy and more.



## Amazon Alexa


Almost anywhere the road takes you, Amazon Alexa<sup>30</sup> connectivity follows. With a smartphone connection and the Toyota+Alexa app, all you have to do is ask Alexa to play music, listen to audiobooks, hear the news, check weather, control smart-home devices and more.



## JBL®

Feel the difference and hear the truth. Designed specifically for Toyota, JBL<sup>®31</sup> finely tunes each speaker to the interior of the vehicle. Just turn up the volume to hear the crisp, rich, vibrant sound come through.





TOYOTA SAFETY SENSE™ P (TSS-P)

# Peace of mind comes standard.

Toyota Safety Sense™ P (TSS-P)<sup>32</sup> is a bundle of active safety features included on many new Toyota vehicles at no additional cost. TSS-P's comprehensive features create in-the-moment safety designed to help protect you and your passengers from harm.



Pre-Collision System with Pedestrian Detection<sup>33</sup>



Dynamic Radar Cruise Control<sup>34</sup>



Lane Departure Alert<sup>35</sup>



Automatic High Beams<sup>36</sup>

## TACOMA MODELS



### SR

Available in Access Cab 6-Ft. Bed and  
Double Cab 5-Ft. Bed

#### Mechanical/Performance

- ✓ 2.7-liter DOHC 16-valve 4-cylinder with VVT-i; 159 hp @ 5200 rpm; 180 lb.-ft. @ 3800 rpm; 6-speed automatic transmission
- ✓ 3.5-liter DOHC V6 direct-injection Atkinson-cycle with 278 hp @ 6000 rpm; 265 lb.-ft. @ 4600 rpm; 6-speed automatic transmission
- ✓ Rear-Wheel Drive (RWD) or 4WD Demand part-time 4WD

#### Exterior Features

- ✓ Dark gray grille with black surround
- ✓ 16-in. styled steel wheels
- ✓ Projector-beam headlights with turn Daytime Running Lights (DRL)
- ✓ Deck rail system
- ✓ Sliding rear window with privacy glass
- ✓ Fiber-reinforced Sheet-Molded Composite (SMC) bed

#### Interior Features

- ✓ Integrated backup camera<sup>37</sup>
- ✓ 4.2-in. color Multi-Information Display (MID)
- ✓ Power windows and door locks
- ✓ Tire Pressure Monitor System (TPMS)<sup>38</sup>

#### Audio Multimedia

- ✓ Audio with 7.0-in. touchscreen, and Apple CarPlay<sup>®24</sup> & Android Auto<sup>™27</sup> & Amazon Alexa<sup>30</sup> compatible
- ✓ Connected Services:<sup>17</sup> Safety Connect<sup>®</sup> with 1-year trial<sup>18</sup> and Wi-Fi Connect with up to 2 GB within 3-month trial<sup>22</sup>
- ✓ Bluetooth<sup>®39</sup> wireless technology
- ✓ Three total USB ports:<sup>40</sup> one USB media port, two USB charge ports

#### Safety Features

- ✓ Toyota Safety Sense<sup>™</sup> P (TSS-P)<sup>32</sup> includes:
  - Pre-Collision System with Pedestrian Detection (PCS w/PD)<sup>33</sup>
  - Lane Departure Alert (LDA)<sup>35</sup>
  - Automatic High Beams (AHB)<sup>36</sup>
  - Dynamic Radar Cruise Control (DRCC)<sup>34</sup>
- ✓ Star Safety System<sup>™</sup>

#### Packages/Options

- ✓ Utility Package includes:
  - Adds black door handles, mirror caps and bumper, and fixed rear window
  - Removes rear seats and rear cup holders
  - Removes variable intermittent windshield wipers
- ✓ SR Convenience Package includes:
  - Remote keyless entry



### SR5

Available in Access Cab 6-Ft. Bed and  
Double Cab 5-Ft. Bed or 6-Ft. Bed

#### Mechanical/Performance

- ✓ 2.7-liter DOHC 16-valve 4-cylinder with VVT-i; 159 hp @ 5200 rpm; 180 lb.-ft. @ 3800 rpm; 6-speed automatic transmission
- ✓ 3.5-liter DOHC V6 direct-injection Atkinson-cycle with 278 hp @ 6000 rpm; 265 lb.-ft. @ 4600 rpm; 6-speed automatic transmission
- ✓ Rear-Wheel Drive (RWD) or 4WD Demand part-time 4WD

#### Exterior Features

- ✓ Charcoal grille with chrome surround
- ✓ 16-in. styled steel wheels (4-cyl.)
- ✓ 16-in. dark gray alloy wheels (V6)
- ✓ Projector-beam headlights with turn Daytime Running Lights (DRL) and integrated fog lights
- ✓ Chrome rear bumper

#### Interior Features

- ✓ 4.2-in. color Multi-Information Display (MID)
- ✓ Remote keyless entry
- ✓ Power sliding rear window with privacy glass (V6 Double Cab only)
- ✓ Fabric-trimmed seats; 10-way power-adjustable driver's seat including 2-way lumbar support (V6 only)

#### Audio Multimedia

- ✓ Audio with 8.0-in. touchscreen, and Apple CarPlay<sup>®24</sup> & Android Auto<sup>™27</sup> & Amazon Alexa<sup>30</sup> compatible
- ✓ Connected Services:<sup>17</sup> Safety Connect<sup>®</sup> with 1-year trial<sup>18</sup> and Wi-Fi Connect with up to 2 GB within 3-month trial<sup>22</sup>
- ✓ Bluetooth<sup>®39</sup> wireless technology
- ✓ Three total USB ports:<sup>40</sup> one USB media port, two USB charge ports

#### Safety Features

- ✓ Toyota Safety Sense<sup>™</sup> P (TSS-P)<sup>32</sup> includes:
  - Pre-Collision System with Pedestrian Detection (PCS w/PD)<sup>33</sup>
  - Lane Departure Alert (LDA)<sup>35</sup>
  - Automatic High Beams (AHB)<sup>36</sup>
  - Dynamic Radar Cruise Control (DRCC)<sup>34</sup>
- ✓ Star Safety System<sup>™</sup>

#### Packages/Options

- ✓ SR5 Appearance Package (4-cylinder) includes:
  - 16-in. dark gray alloy wheels
  - Color-keyed overfenders
- ✓ 16-in. black alloy wheels
- ✓ Parking Sonar<sup>41</sup> and Navigation<sup>42</sup> Package (V6 only) includes:
  - Premium Audio, Dynamic Navigation<sup>42</sup> with 3-year trial<sup>43</sup> and Destination Assist with 1-year trial<sup>23</sup>
  - Rear parking assist sonar<sup>41</sup>
- ✓ Technology Package (V6 only) includes:
  - Blind Spot Monitor (BSM)<sup>44</sup> with Rear Cross-Traffic Alert (RCTA)<sup>45</sup>
- ✓ Trail Special Edition Package (V6 Short Bed only) includes:
  - 16-in. bronze-finished wheels with Toyota center cap, locking rear differential, 1.1-in. front suspension and 0.5-in. rear lift, ORP skid plate, Goodyear<sup>®5</sup> Kevlar<sup>®12</sup> All-Terrain tires with enhanced sidewall appearance, lockable bed storage (includes insulation on the driver's side to double as a cooler), black 4x4 badge and V6 badge (rear), black SR5 badge (side), heritage grille with Toyota bronze lettering, black fabric seats with tan stitching, 120V outlet<sup>14</sup> in bed, and all-weather floor liners<sup>46</sup>



### TRD Sport

Available in Access Cab 6-Ft. Bed and  
Double Cab 5-Ft. Bed or 6-Ft. Bed

#### Mechanical/Performance

- ✓ 3.5-liter DOHC V6 direct-injection Atkinson-cycle with 278 hp @ 6000 rpm; 265 lb.-ft. @ 4600 rpm; 6-speed manual transmission or 6-speed automatic transmission
- ✓ Rear-Wheel Drive (RWD) or 4WD Demand part-time 4WD

#### Exterior Features

- ✓ Gray grille with smoked finish and chrome surround
- ✓ 17-in. machined alloy wheels
- ✓ Projector-beam headlights with LED Daytime Running Lights (DRL) and integrated wide-angle fog lights
- ✓ 120V/400W in-deck AC power outlet<sup>14</sup>

#### Interior Features

- ✓ Front dual zone automatic climate control
- ✓ Smart Key System<sup>47</sup> on driver's and front passenger door with Push Button Start (A/T only)
- ✓ Fabric-trimmed seats; 10-way power-adjustable driver's seat including 2-way lumbar support
- ✓ Qi-compatible wireless smartphone charging<sup>15</sup>
- ✓ Power sliding rear window with privacy glass (Double Cab only)

#### Audio Multimedia

- ✓ Audio with 8.0-in. touchscreen, and Apple CarPlay<sup>®24</sup> & Android Auto<sup>™27</sup> & Amazon Alexa<sup>30</sup> compatible
- ✓ Connected Services:<sup>17</sup> Safety Connect<sup>®</sup> with 1-year trial<sup>18</sup> and Wi-Fi Connect with up to 2 GB within 3-month trial<sup>22</sup>
- ✓ Three total USB ports:<sup>40</sup> one USB media port, two USB charge ports

#### Safety Features

- ✓ Toyota Safety Sense<sup>™</sup> P (TSS-P)<sup>32</sup> includes:
  - Pre-Collision System with Pedestrian Detection (PCS w/PD)<sup>33</sup>
  - Lane Departure Alert (LDA)<sup>35</sup>
  - Automatic High Beams (AHB)<sup>36</sup>
  - Dynamic Radar Cruise Control (DRCC)<sup>34</sup>
- ✓ Star Safety System<sup>™</sup>

#### Packages/Options

- ✓ TRD Premium Sport Package (Access Cab) includes:
  - Dual zone automatic climate control, heated front seats, auto headlights, Premium Audio, Dynamic Navigation<sup>42</sup> with 3-year trial<sup>43</sup> Remote Connect with 1-year trial<sup>21</sup> Destination Assist with 1-year trial<sup>23</sup> and Service Connect with 10-year trial<sup>20</sup>
- ✓ TRD Premium Sport Package (Double Cab) includes:
  - Dual zone automatic climate control, leather-trimmed heated front seats, Premium JBL<sup>®31</sup> Audio (A/T only), Dynamic Navigation<sup>42</sup> with 3-year trial<sup>43</sup> Remote Connect with 1-year trial<sup>21</sup> Destination Assist with 1-year trial<sup>23</sup> Service Connect with 10-year trial<sup>20</sup> auto headlights, and moonroof
- ✓ Advanced Technology Package (Double Cab) includes:
  - Panoramic View Monitor (PVM)<sup>16</sup> with camera, rear parking assist sonar,<sup>41</sup> Blind Spot Monitor (BSM)<sup>44</sup> with Rear Cross-Traffic Alert (RCTA)<sup>45</sup> and power color-keyed outside rearview mirrors with turn signal indicators
- ✓ LED headlights with Daytime Running Lights (DRL) and black-bezel LED fog lights
- ✓ Premium Audio, Dynamic Navigation<sup>42</sup> with 3-year trial<sup>43</sup> Remote Connect with 1-year trial<sup>21</sup> Destination Assist with 1-year trial<sup>23</sup> and Service Connect with 10-year trial<sup>20</sup>
- ✓ Premium Package (Double Cab M/T) includes:
  - dual zone automatic climate control, leather-trimmed seats with heated front seats, auto headlights, moonroof, Premium Audio, Dynamic Navigation<sup>42</sup> with 3-year trial<sup>43</sup> and Destination Assist with 1-year trial<sup>23</sup>



## TACOMA MODELS



### TRD Off-Road

Available in Access Cab 6-Ft. Bed and  
Double Cab 5-Ft. Bed or 6-Ft. Bed

#### Mechanical/Performance

- ✓ 3.5-liter DOHC V6 direct-injection Atkinson-cycle with 278 hp @ 6000 rpm; 265 lb.-ft. @ 4600 rpm: 6-speed manual transmission or 6-speed automatic transmission
- ✓ Rear-Wheel Drive (RWD) or 4WDemand part-time 4WD
- ✓ Off-road-tuned suspension with Bilstein®<sup>10</sup> shocks
- ✓ Electronically controlled locking rear differential
- ✓ Multi-Terrain Select (MTS) and Crawl Control (CRAWL)<sup>8</sup> (4x4 A/T only)
- ✓ Active Traction Control (A-TRAC) (4x4 M/T only)

#### Exterior Features

- ✓ Gray grille with smoked finish and chrome surround, color-keyed heated power outside mirrors with turn signal indicators, color-keyed door handles, black overfenders and chrome rear bumper
- ✓ 16-in. machined contrast alloy wheels

#### Interior Features

- ✓ Front dual zone automatic climate control with air filter and individual temperature settings for driver and front passenger
- ✓ Smart Key System<sup>47</sup> on driver's and front passenger door with Push Button Start (A/T only)
- ✓ Fabric-trimmed seats; 10-way power-adjustable driver's seat including 2-way lumbar support
- ✓ Integrated backup camera<sup>37</sup>
- ✓ Multi-Terrain Monitor (MTM)<sup>9</sup>
- ✓ Power sliding rear window with privacy glass (Double Cab only)

#### Audio Multimedia

- ✓ Audio with 8.0-in. touchscreen, and Apple CarPlay<sup>®24</sup> & Android Auto<sup>™27</sup> & Amazon Alexa<sup>30</sup> compatible
- ✓ Connected Services:<sup>17</sup> Safety Connect<sup>®</sup> with 1-year trial,<sup>18</sup> Wi-Fi Connect with up to 2 GB within 3-month trial,<sup>22</sup> and Remote Connect with 1-year trial<sup>21</sup>
- ✓ Three total USB ports:<sup>40</sup> one USB media port, two USB charge ports

#### Safety Features

- ✓ Toyota Safety Sense<sup>™</sup> P (TSS-P)<sup>32</sup> includes:
  - Pre-Collision System with Pedestrian Detection (PCS w/PD)<sup>33</sup>
  - Lane Departure Alert (LDA)<sup>35</sup>
  - Automatic High Beams (AHB)<sup>36</sup>
  - Dynamic Radar Cruise Control (DRCC)<sup>34</sup>
- ✓ Star Safety System<sup>™</sup>

#### Packages/Options

- ✓ TRD Premium Off-Road Package (Access Cab) includes:
  - Dual zone automatic climate control, heated front seats, auto headlights, Premium Audio, Dynamic Navigation<sup>42</sup> with 3-year trial,<sup>43</sup> Remote Connect with 1-year trial,<sup>21</sup> Destination Assist with 1-year trial,<sup>23</sup> and Service Connect with 10-year trial<sup>20</sup>
- ✓ TRD Premium Off-Road Package (Double Cab) includes:
  - Dual zone automatic climate control, leather-trimmed heated front seats, Premium JBL<sup>®31</sup> Audio (A/T only), Dynamic Navigation<sup>42</sup> with 3-year trial,<sup>43</sup> Remote Connect with 1-year trial,<sup>21</sup> Destination Assist with 1-year trial,<sup>23</sup> Service Connect with 10-year trial,<sup>20</sup> auto headlights, and moonroof
- ✓ Advanced Technology Package<sup>48</sup> (Double Cab) includes:
  - Multi-Terrain Monitor (MTM)<sup>9</sup> with camera, rear parking assist sonar,<sup>41</sup> Blind Spot Monitor (BSM)<sup>44</sup> with Rear Cross-Traffic Alert (RCTA)<sup>45</sup>



### Limited

Available in Double Cab 5-Ft. Bed or 6-Ft. Bed

#### Mechanical/Performance

- ✓ 3.5-liter DOHC V6 direct-injection Atkinson-cycle with 278 hp @ 6000 rpm; 265 lb.-ft. @ 4600 rpm: 6-speed automatic transmission
- ✓ Rear-Wheel Drive (RWD) or 4WDemand part-time 4WD

#### Exterior Features

- ✓ LED headlights with LED Daytime Running Lights (DRL) and black-bezel LED fog lights
- ✓ Silver grille with front camera and chrome surround
- ✓ 18-in. polished alloy wheels
- ✓ Power tilt/slide moonroof with sliding sunshade

#### Interior Features

- ✓ Leather-trimmed seats; 10-way power-adjustable driver's seat including 2-way lumbar support
- ✓ Panoramic View Monitor (PVM)<sup>16</sup>
- ✓ Dual zone automatic climate control
- ✓ Auto-dimming day/night rearview mirror and HomeLink<sup>®49</sup> universal transceiver

#### Audio Multimedia

- ✓ Premium JBL<sup>®31</sup> Audio with 8.0-in. touchscreen, Dynamic Navigation,<sup>42</sup> and Apple CarPlay<sup>®24</sup> & Android Auto<sup>™27</sup> & Amazon Alexa<sup>30</sup> compatible
- ✓ Connected Services:<sup>17</sup> Safety Connect<sup>®</sup> Remote Connect and Destination Assist with 1-year trials,<sup>18, 21, 23</sup> Service Connect with 10-year trial,<sup>20</sup> and Wi-Fi Connect with up to 2 GB within 3-month trial<sup>22</sup> (A/T only)
- ✓ Bluetooth<sup>®39</sup> wireless technology
- ✓ Three total USB ports:<sup>40</sup> one USB media port, two USB charge ports

#### Safety Features

- ✓ Toyota Safety Sense<sup>™</sup> P (TSS-P)<sup>32</sup> includes:
  - Pre-Collision System with Pedestrian Detection (PCS w/PD)<sup>33</sup>
  - Lane Departure Alert (LDA)<sup>35</sup>
  - Automatic High Beams (AHB)<sup>36</sup>
  - Dynamic Radar Cruise Control (DRCC)<sup>34</sup>
- ✓ Star Safety System<sup>™</sup>
- ✓ Blind Spot Monitor (BSM)<sup>44</sup> with Rear Cross-Traffic Alert (RCTA)<sup>45</sup>
- ✓ Rear parking assist sonar<sup>41</sup>

#### Packages/Options

- ✓ Nightshade Special Edition Package includes:
  - 18-in. dark smoke wheels, black wheel locks and lug nuts, exhaust tip, mirror caps, fog light bezels, badging and door handles, and carbon-style black grille
- ✓ Mudguards
- ✓ Tonneau cover



### TRD Pro

Available in Double Cab 5-Ft. Bed

#### Mechanical/Performance

- ✓ 3.5-liter DOHC V6 direct-injection Atkinson-cycle with 278 hp @ 6000 rpm; 265 lb.-ft. @ 4600 rpm: 6-speed manual transmission or 6-speed automatic transmission
- ✓ 4WDemand part-time 4WD
- ✓ Hill Start Assist Control (HAC)<sup>13</sup> (A/T only)
- ✓ V6 Tow Package
- ✓ TRD Pro cat-back exhaust
- ✓ TRD-tuned off-road suspension with 2.5-in. FOX<sup>®6</sup> Internal Bypass shocks with rear remote reservoirs
- ✓ TRD-tuned front coil springs and rear leaf springs
- ✓ Electronically controlled locking rear differential
- ✓ Multi-Terrain Select (MTS) and Crawl Control (CRAWL)<sup>8</sup> (A/T only)
- ✓ 1.5-in. suspension lift in front and 0.5-in. lift in rear
- ✓ Active Traction Control (A-TRAC) (M/T only)

#### Exterior Features

- ✓ TRD bed stamp
- ✓ TRD Pro ¼-in.-thick aluminum front skid plate
- ✓ Hood scoop with new matte-black map of Baja, California, decal
- ✓ Heritage "Toyota" front grille
- ✓ LED headlights, sequential LED turn signal indicators, black sport bezels and LED Daytime Running Lights (DRL)
- ✓ Rigid Industries<sup>®7</sup> LED fog lights
- ✓ 16-in. TRD black alloy wheels with Goodyear<sup>®5</sup> Territory<sup>®</sup> All-Terrain tires

#### Interior Features

- ✓ Black TRD Pro leather-trimmed heated front seats; 10-way power-adjustable driver's seat including 2-way lumbar support
- ✓ Multi-Terrain Monitor (MTM)<sup>9</sup>
- ✓ TRD shift knob and TRD floor mats<sup>46</sup>
- ✓ Dual zone automatic climate control
- ✓ Power sliding rear window with privacy glass

#### Audio Multimedia

- ✓ Premium JBL<sup>®31</sup> Audio (A/T only) with 8.0-in. touchscreen, Dynamic Navigation,<sup>42</sup> and Apple CarPlay<sup>®24</sup> & Android Auto<sup>™27</sup> & Amazon Alexa<sup>30</sup> compatible
- ✓ Connected Services:<sup>17</sup> Safety Connect<sup>®</sup> Remote Connect and Destination Assist with 1-year trials,<sup>18, 21, 23</sup> Service Connect with 10-year trial,<sup>20</sup> and Wi-Fi Connect with up to 2 GB within 3-month trial<sup>22</sup> (A/T only)
- ✓ Three total USB ports:<sup>40</sup> one USB media port, two USB charge ports

#### Safety Features

- ✓ Toyota Safety Sense<sup>™</sup> P (TSS-P)<sup>32</sup> includes:
  - Pre-Collision System with Pedestrian Detection (PCS w/PD)<sup>33</sup>
  - Lane Departure Alert (LDA)<sup>35</sup>
  - Automatic High Beams (AHB)<sup>36</sup>
  - Dynamic Radar Cruise Control (DRCC)<sup>34</sup>
- ✓ Star Safety System<sup>™</sup>
- ✓ Blind Spot Monitor (BSM)<sup>44</sup> with Rear Cross-Traffic Alert (RCTA)<sup>45</sup>
- ✓ Rear parking assist sonar<sup>41</sup>

For additional information on TRD Pro,  
please visit [toyota.com/tacoma](https://toyota.com/tacoma)

See numbered footnotes in Disclosures section.

TACOMA COLORS & TRIMS



Midnight Black Metallic



Blue Crush Metallic



Army Green




Electric Lime Metallic



Lunar Rock



Barcelona Red Metallic



Magnetic Gray Metallic



Celestial Silver Metallic




Wind Chill Pearl<sup>50</sup>



Super White

SR and SR5 fabric shown  
in Cement



Black with  
sand beige  
accent stitching  
(Trail Special  
Edition only)



Black with  
red accent  
stitching  
(SR5 only)

Limited leather trim shown  
in Hickory



Black


TRD Sport and TRD Off-Road  
fabric shown in Cement/Black



TRD Sport and TRD Off-Road  
leather trim shown in Black



TRD Pro premium leather  
trim shown in Black





## TACOMA WHEELS



16-in. styled steel wheel



16-in. black alloy wheel



16-in. dark gray alloy wheel



17-in. machined alloy wheel



16-in. machined contrast alloy wheel



18-in. polished alloy wheel



16-in. TRD Pro black alloy wheel



16-in. Trail Special Edition bronze-finished wheel



Nightshade Special Edition  
18-in. dark smoke alloy wheel

## TACOMA ACCESSORIES

This is a great way to add extra personality to your Tacoma. Not every accessory is available in your area, so for a complete list of accessories, go to [toyota.com/tacoma/accessories](https://toyota.com/tacoma/accessories).



Black tailgate insert



All-weather floor liners<sup>46</sup>



Predator tube steps



BedStep<sup>®51</sup>



Bed extender<sup>3</sup>



Doorsill protectors



Blackout emblem overlays



Exhaust tip — black chrome



Power tailgate lock



## TACOMA ACCESSORIES



TRD front skid plate



TRD performance air intake system



TRD oil filter



TRD performance exhaust with black chrome exhaust tip



TRD 16-in. off-road beadlock-style alloy wheels



TRD 16-in. forged matte-black alloy wheels



TRD shift knob



TRD Pro graphics

## WARRANTIES

Every Toyota Car, Truck and SUV is built to exceptional standards. And that's not idle boasting. We back it up with these Limited Warranty Coverages:

**Basic:** 36 months/36,000 miles (all components other than normal wear and maintenance items).

**Powertrain:** 60 months/60,000 miles (engine, transmission/transaxle, drive system, seatbelts and airbags).

**Rust-Through:** 60 months/unlimited miles (corrosion perforation of sheet metal).

**Emissions:** Coverages vary under Federal and California regulations. Refer to applicable *Warranty and Maintenance Guide* for details.

**Accessories:** For Genuine Toyota Accessories purchased at the time of the new vehicle purchase, the Toyota Accessory Warranty coverage is in effect for 36 months/36,000 miles from the vehicle's in-service date, which is the same coverage as the Toyota New Vehicle Limited Warranty.

For Genuine Toyota Accessories purchased after the new vehicle purchase the coverage is 12 months, regardless of mileage, from the date the accessory was installed on the vehicle, or the remainder of any applicable new vehicle warranty, whichever provides greater coverage.

You may be eligible for transportation assistance if it's necessary that your vehicle be kept overnight for repairs covered under warranty. Please see your authorized Toyota dealership for further details.

For complete details about Toyota's warranties, please visit [www.toyota.com](http://www.toyota.com), refer to the applicable *Warranty and Maintenance Guide* or see your Toyota dealer.

## TACOMA FEATURES<sup>52</sup>

S = Standard O = Optional P = Available as part of a package

	Access Cab		TRD		SR		Double Cab		TRD		Limited	
	SR	SR5	TRD Sport	TRD Off-Road	SR	SR5	TRD Sport	TRD Off-Road	Limited	TRD Pro		
Exterior												
Projector-beam headlights with turn Daytime Running Lights (DRL)	S				S							
Projector-beam headlights with turn Daytime Running Lights (DRL) and integrated fog lights		S				S						
Projector-beam headlights with LED Daytime Running Lights (DRL) and integrated wide-angle fog lights			S	S			S	S				
LED headlights with LED Daytime Running Lights (DRL) and integrated fog lights with chrome bezels										S		
LED headlights with sequential LED turn signals, LED Daytime Running Lights (DRL), Rigid Industries <sup>67</sup> LED fog lights, and taillights with black sport bezels												S
LED headlights with LED Daytime Running Lights (DRL) and black-bezel LED fog lights			P	P			P	P				
Dark gray grille with black surround, color-keyed heated power outside mirrors, color-keyed door handles and rear bumper	S				S							
Charcoal grille with chrome surround, color-keyed heated power outside mirrors, door handles and chrome rear bumper (V6 adds color-keyed overfenders)		S				S						
Gray grille with smoked finish and chrome surround, hood scoop, color-keyed heated power outside mirrors with turn signal indicators, color-keyed door handles, overfenders and rear bumper			S				S					
Gray grille with smoked finish and chrome surround, color-keyed heated power outside mirrors with turn signal indicators, color-keyed door handles, black overfenders and chrome rear bumper				S				S				
Silver grille with front camera, chrome surround, chrome-accented heated power outside mirrors with turn signal indicators, chrome-accented door handles, color-keyed overfenders and rear bumper										S		
Heritage-inspired "TOYOTA" front grille with camera, black badging, overfenders, hood scoop with new graphic, and color-keyed heated power outside mirrors with turn signal indicators, door handles and rear bumper												S
Fiber-reinforced Sheet-Molded Composite (SMC) inner bed with steel outer panels, storage compartments and rail caps, with easy lower, lockable and removable tailgate	S	S	S	S	S	S	S	S	S	S	S	S
Deck rail system with four adjustable tie-down cleats and four fixed cargo bed tie-down points	S	S	S	S	S	S	S	S	S	S	S	S
120V/400W deck-mounted AC power outlet <sup>14</sup>			S	S			S	S	S	S	S	S
Power tilt/slide moonroof and sliding sunshade							P	P	S	S		
16-in. styled steel wheels with P245/75R16 tires (4-cyl. only)	S	S			S	S						
16-in. black alloy wheels with P245/75R16 tires (V6 only)	O	O				O						
16-in. dark gray alloy wheels with P245/75R16 tires		S/P				S/P						
17-in. machined alloy wheels with P265/65R17 tires			S				S					
16-in. machined contrast alloy wheels with P265/70R16 tires				S				S				
16-in. TRD Pro black alloy wheels with P265/70R16 All-Terrain tires												S
16-in. dark gray alloy wheels with P265/70R16 tires						P						
18-in. polished alloy wheels with P265/60R18 tires										S		
18-in. dark smoke alloy wheels with P265/60R18 tires										P		
Variable intermittent and mist windshield wiper control	S	S	S	S	S	S	S	S	S	S	S	S
Fixed rear glass	P				P							
Sliding rear glass with privacy glass	S	S	S	S	S	S						
Power sliding rear window with privacy glass (Double Cab V6 only)						S	S	S	S	S	S	S
Smart Key System <sup>47</sup> on driver's and front passenger door with Push Button Start (not available on M/T)			S	S			S	S	S	S	S	S
Panoramic View Monitor (PVM) <sup>16</sup> with camera							P		S			
Multi-Terrain Monitor (MTM) <sup>9</sup> with camera								P				S

See numbered footnotes in Disclosures section.



## TACOMA FEATURES

S = Standard O = Optional P = Available as part of a package

	Access Cab				Double Cab					
Exterior (continued)	SR	SR5	TRD Sport	TRD Off-Road	SR	SR5	TRD Sport	TRD Off-Road	Limited	TRD Pro
Front and rear mudguards (SR5 requires Appearance Package)		O	O	O		O	O	O	O	O
TRD Pro front skid plate										S
Skid plates: on engine/front suspension	S	S	S	S	S	S	S	S	S	
Hard tri-fold tonneau cover: lockable, weather-resistant and folds to the cab for bed access	O	O	O	O	O	O	O	O	O	
Integrated color-keyed tailgate spoiler	S	S	S	S	S	S	S	S	S	S

## Interior

Analog instrumentation with speedometer, tachometer, coolant temperature and fuel gauges; 4.2-in. color Multi-Information Display (MID) with outside temperature, odometer, tripmeters and average fuel economy

S S S S S S S S

Analog instrumentation with speedometer, tachometer, coolant temperature and fuel gauges; 4.2-in. color Multi-Information Display (MID) with outside temperature, odometer, tripmeters, average fuel economy and inclinometer with roll/pitch displays

S S

Air conditioning

S S S S S S S S

Front dual zone automatic climate control with air filter and individual temperature settings for driver and front passenger (V6 only)

P P S S S S S S

Qi-compatible wireless smartphone and mobile device charging<sup>15</sup> Compatible smartphone is placed on top of the power transmission pad.

S S S S S S S S

Three total USB ports;<sup>40</sup> one USB media port, two USB charge ports

S S S S S S S S

Fabric-trimmed seats; 4-way adjustable driver's seat with lumbar support; 4-way adjustable front passenger seat

S S S S

Fabric-trimmed seats; 10-way adjustable driver's seat including 2-way power lumbar support; 4-way adjustable front passenger seat (V6 only)

S S S S S S S S

Leather-trimmed seats; 10-way adjustable driver's seat including 2-way power lumbar support; 4-way adjustable front passenger seat

P P S

Black TRD Pro leather-trimmed heated front seats; 10-way power-adjustable driver's seat including 2-way lumbar support; 4-way adjustable front passenger seat

S

Urethane tilt/telescopic steering wheel with audio controls

S

Leather-trimmed tilt/telescopic steering wheel with audio and Bluetooth<sup>®39</sup> hands-free phone controls

S S S S S S S S

Leather-trimmed shift lever

S S S S S S S S

TRD Pro shift knob

S

TRD Pro floor mats<sup>46</sup>

S

Remote keyless entry system with lock, unlock and panic functions

S/P S S S P S S S S S

Manual day/night rearview mirror (4-cyl. only)

S S S S

Auto-dimming day/night rearview mirror (V6 only)

S S S S S S S S

Auto-dimming day/night rearview mirror and HomeLink<sup>®49</sup> universal transceiver

S S

TACOMA FEATURES

S = Standard    O = Optional    P = Available as part of a package

	SR	SR5	Access Cab TRD Sport	TRD Off-Road	SR	SR5	Double Cab TRD Sport	Double Cab TRD Off-Road	Limited	TRD Pro
Audio Multimedia										
Audio — includes 7.0-in. touchscreen, six speakers, Apple CarPlay <sup>#24</sup> & Android Auto <sup>TM27</sup> & Amazon Alexa <sup>30</sup> compatible, hands-free phone capability, advanced voice recognition <sup>53</sup> and music streaming <sup>39</sup> via Bluetooth <sup>#39</sup> wireless technology, and SiriusXM <sup>#28</sup> with 3-month Platinum Plan trial subscription <sup>29</sup> See <a href="#">toyota.com/audio-multimedia</a> for details. Connected Services <sup>17</sup> — Safety Connect <sup>®</sup> with 1-year trial, <sup>18</sup> and Wi-Fi Connect with up to 2 GB within 3-month trial. <sup>22</sup> See <a href="#">toyota.com/connected-services</a> for details.	S				S					
Audio — includes 7.0-in. touchscreen, four speakers, Apple CarPlay <sup>#24</sup> & Android Auto <sup>TM27</sup> & Amazon Alexa <sup>30</sup> compatible, hands-free phone capability, advanced voice recognition <sup>53</sup> and music streaming <sup>39</sup> via Bluetooth <sup>#39</sup> wireless technology, and SiriusXM <sup>#28</sup> with 3-month Platinum Plan trial subscription. <sup>29</sup> See <a href="#">toyota.com/audio-multimedia</a> for details. Connected Services <sup>17</sup> — Safety Connect <sup>®</sup> with 1-year trial, <sup>18</sup> and Wi-Fi Connect with up to 2 GB within 3-month trial. <sup>22</sup> See <a href="#">toyota.com/connected-services</a> for details.									P	
Audio — includes 8.0-in. touchscreen, six speakers, Apple CarPlay <sup>#24</sup> & Android Auto <sup>TM27</sup> & Amazon Alexa <sup>30</sup> compatible, hands-free phone capability, advanced voice recognition <sup>53</sup> and music streaming <sup>39</sup> via Bluetooth <sup>#39</sup> wireless technology, and SiriusXM <sup>#28</sup> with 3-month Platinum Plan trial subscription. <sup>29</sup> See <a href="#">toyota.com/audio-multimedia</a> for details. Connected Services <sup>17</sup> — Safety Connect <sup>®</sup> with 1-year trial, <sup>18</sup> and Wi-Fi Connect with up to 2 GB within 3-month trial. <sup>22</sup> See <a href="#">toyota.com/connected-services</a> for details.		S				S				
Audio — includes 8.0-in. touchscreen, six speakers, Apple CarPlay <sup>#24</sup> & Android Auto <sup>TM27</sup> & Amazon Alexa <sup>30</sup> compatible, hands-free phone capability and music streaming <sup>39</sup> via Bluetooth <sup>#39</sup> wireless technology, SiriusXM <sup>#28</sup> with 3-month Platinum Plan trial subscription. <sup>29</sup> See <a href="#">toyota.com/audio-multimedia</a> for details. Connected Services <sup>17</sup> — Safety Connect <sup>®</sup> with 1-year trial, <sup>18</sup> Remote Connect with 1-year trial, <sup>21</sup> and Wi-Fi Connect with up to 2 GB within 3-month trial. <sup>22</sup> See <a href="#">toyota.com/connected-services</a> for details.			S	S			S	S		
Premium Audio and Dynamic Navigation <sup>42</sup> — includes 8.0-in. touchscreen, six speakers, HD Radio, <sup>TM54</sup> Dynamic Navigation <sup>42</sup> with 3-year trial, <sup>43</sup> Dynamic POI Search, Dynamic Voice Recognition, <sup>55</sup> hands-free phone capability and music streaming <sup>39</sup> via Bluetooth <sup>#39</sup> wireless technology, Apple CarPlay <sup>#24</sup> & Android Auto <sup>TM27</sup> & Amazon Alexa <sup>30</sup> compatible, and SiriusXM <sup>#28</sup> with 3-month Platinum Plan trial subscription. <sup>29</sup> See <a href="#">toyota.com/audio-multimedia</a> for details. Connected Services <sup>17</sup> — Safety Connect <sup>®</sup> with 1-year trial, <sup>18</sup> Wi-Fi Connect with up to 2 GB within 3-month trial, <sup>22</sup> and Destination Assist with 1 year trial. <sup>23</sup> See <a href="#">toyota.com/connected-services</a> for details.		P				P				
Premium Audio with Dynamic Navigation <sup>42</sup> — includes 8.0-in. touchscreen, six speakers, HD Radio, <sup>TM54</sup> Dynamic Navigation <sup>42</sup> with 3-year trial, <sup>43</sup> Dynamic POI Search, Dynamic Voice Recognition, <sup>55</sup> hands-free phone capability and music streaming <sup>39</sup> via Bluetooth <sup>#39</sup> wireless technology, Apple CarPlay <sup>#24</sup> & Android Auto <sup>TM27</sup> & Amazon Alexa <sup>30</sup> compatible, and SiriusXM <sup>#28</sup> with 3-month Platinum Plan trial subscription. <sup>29</sup> See <a href="#">toyota.com/audio-multimedia</a> for details. Connected Services <sup>17</sup> — Safety Connect <sup>®</sup> with 1-year trial, <sup>18</sup> Service Connect with 10-year trial, <sup>20</sup> Remote Connect with 1-year trial, <sup>21</sup> Wi-Fi Connect with up to 2 GB within 3-month trial, <sup>22</sup> and Destination Assist with 1-year trial. <sup>23</sup> See <a href="#">toyota.com/connected-services</a> for details.			P	P						
Premium Audio with Dynamic Navigation <sup>42</sup> with JBL <sup>#31</sup> — includes 8.0-in. touchscreen, six speakers, subwoofer and amplifier, HD Radio, <sup>TM54</sup> Dynamic Navigation <sup>42</sup> with 3-year trial, <sup>43</sup> Dynamic POI Search, Dynamic Voice Recognition, <sup>55</sup> hands-free phone capability and music streaming <sup>39</sup> via Bluetooth <sup>#39</sup> wireless technology, Apple CarPlay <sup>#24</sup> & Android Auto <sup>TM27</sup> & Amazon Alexa <sup>30</sup> compatible, and SiriusXM <sup>#28</sup> with 3-month Platinum Plan trial subscription. <sup>29</sup> See <a href="#">toyota.com/audio-multimedia</a> for details. Connected Services <sup>17</sup> — Safety Connect <sup>®</sup> with 1-year trial, <sup>18</sup> Service Connect with 10-year trial, <sup>20</sup> Remote Connect with 1-year trial, <sup>21</sup> Wi-Fi Connect with up to 2 GB within 3-month trial, <sup>22</sup> and Destination Assist with 1-year trial. <sup>23</sup> See <a href="#">toyota.com/connected-services</a> for details.							P	P	S	S

See numbered footnotes in Disclosures section.



## TACOMA FEATURES

S = Standard O = Optional P = Available as part of a package

	SR	SR5	Access Cab TRD Sport	TRD Off-Road	SR	SR5	Double Cab TRD Sport	Double Cab TRD Off-Road	Limited	TRD Pro
<b>Safety and Convenience</b>										
Toyota Safety Sense™ P (TSS-P) <sup>32</sup> — includes Pre-Collision System with Pedestrian Detection (PCS w/PD), <sup>33</sup> Lane Departure Alert (LDA) <sup>35</sup> with Sway Warning System (SWS), <sup>36</sup> Automatic High Beams (AHB) <sup>36</sup> and Dynamic Radar Cruise Control (DRCC) <sup>34</sup>	S	S	S	S	S	S	S	S	S	S
<b>STAR SAFETY SYSTEM™</b> Star Safety System™ — includes Vehicle Stability Control (VSC), <sup>57</sup> Traction Control (TRAC), Anti-lock Brake System (ABS) with Electronic Brake-force Distribution (EBD), Brake Assist (BA) <sup>58</sup> and Smart Stop Technology® (SST) <sup>59</sup>	S	S	S	S	S	S	S	S	S	S
Driver and front passenger Advanced Airbag System <sup>60</sup>	S	S	S	S	S	S	S	S	S	S
Driver and front passenger seat-mounted side airbags, driver and front passenger knee airbags, and front and rear Roll-sensing Side Curtain Airbags (RSCA) <sup>60</sup>	S	S	S	S	S	S	S	S	S	S
Driver and front passenger active headrests <sup>61</sup>	S	S	S	S	S	S	S	S	S	S
3-point seatbelts for all seating positions; driver-side Emergency Locking Retractor (ELR) and Automatic/ Emergency Locking Retractor (ALR/ELR) on all passenger seatbelts	S	S	S	S	S	S	S	S	S	S
LATCH (Lower Anchors and Tethers for Children) includes lower anchors for front passenger seat on Access Cab and outboard rear seats on Double Cab	S	S	S	S	S	S	S	S	S	S
Child-protector rear door locks (Double Cab only)					S	S	S	S	S	S
Tire Pressure Monitor System (TPMS) <sup>38</sup>	S				S					
Tire Pressure Monitor System (TPMS) <sup>38</sup> with individual tire location alert		S	S	S		S	S	S	S	S
Blind Spot Monitor (BSM) <sup>44</sup> with Rear Cross-Traffic Alert (RCTA) <sup>45</sup>			P	P			P	P	S	S
Rear parking assist sonar <sup>41</sup>		P	P	P		P	P	P	S	S
Class-IV towing hitch receiver, <sup>2</sup> ATF cooler (not available on M/T), engine oil cooler, power steering cooler, 130-amp alternator, 4- and 7-pin connector with converter, and Trailer-Sway Control (TSC) <sup>4</sup> (V6 only)	S	S	S	S	S	S	S	S	S	S
Engine immobilizer <sup>62</sup>	S	S	S	S	S	S	S	S	S	S
ToyotaCare featuring a complimentary maintenance plan with Roadside Assistance <sup>63</sup>	S	S	S	S	S	S	S	S	S	S

Packages and Options	Access Cab		TRD Sport	TRD Off-Road	Double Cab		TRD Sport	TRD Off-Road	Limited	TRD Pro
	SR	SR5			SR	SR5				
16-in. black alloy wheel		O				O				
16-in. dark gray alloy wheel		O				O				
<b>Advanced Technology Package:</b> Panoramic View Monitor (PVM); <sup>18</sup> power, color-keyed outside rearview mirrors with turn signal and blind spot warning <sup>44</sup> indicators, and rear parking sonar <sup>41</sup> (D-Cab only)							P			
<b>Advanced Technology Package:</b> <sup>48</sup> Multi-Terrain Monitor (MTM); <sup>9</sup> power, color-keyed outside rearview mirrors, and rear parking sonar <sup>41</sup> (D-Cab only)								P <sup>5</sup>		
<b>Nightshade Special Edition Package:</b> 18-in. dark smoke wheels, black wheel locks and lug nuts, exhaust tip, mirror caps, fog light bezels, badging and door handles, and carbon-style black grille									P	
<b>Utility Package</b> (4-cyl. Access Cab): removes rear speakers, seats (seatbacks, headrests and seatbelts), along with rear cup holders and intermittent wiper. Adds black door handles, black mirror caps, black rear bumpers and fixed rear window.	P									
<b>SR5 Dynamic Navigation</b> <sup>42</sup> <b>Package:</b> SR5 parking sonar, <sup>41</sup> Premium Audio with Dynamic Navigation <sup>42</sup> with 3-year trial, <sup>43</sup> and Destination Assist with 1-year trial <sup>23</sup> (V6 only)		P				P				
<b>Premium Audio and Navigation</b> <sup>42</sup> <b>Package:</b> Premium Audio, Dynamic Navigation <sup>42</sup> with 3-year trial, <sup>43</sup> Remote Connect with 1-year trial, <sup>21</sup> Destination Assist with 1-year trial, <sup>23</sup> and Service Connect with 10-year trial <sup>20</sup> (A/T only)			P	P			P	P		
LED headlights with LED DRL and black-bezel LED fog lights			P	P			P	P		
<b>SR Convenience Package:</b> includes remote keyless entry	P				P					
<b>TRD Premium Off-Road Package</b> (Access Cab): includes heated front seats, auto headlights, Premium Audio, Dynamic Navigation <sup>42</sup> with 3-year trial, <sup>43</sup> Remote Connect with 1-year trial, <sup>21</sup> Destination Assist with 1-year trial, <sup>23</sup> and Service Connect with 10-year trial <sup>20</sup>				P						
<b>TRD Premium Off-Road Package</b> (Double Cab A/T): includes leather-trimmed seats with heated front seats, auto headlights, moonroof, Premium JBL <sup>®31</sup> Audio, Dynamic Navigation <sup>42</sup> with 3-year trial, <sup>43</sup> Remote Connect with 1-year trial, <sup>21</sup> Destination Assist with 1-year trial, <sup>23</sup> and Service Connect with 10-year trial <sup>20</sup>								P		
<b>TRD Premium Sport Package</b> (Access Cab M/T): includes heated front seats, auto headlights, Premium Audio, Dynamic Navigation <sup>42</sup> with 3-year trial, <sup>43</sup> and Destination Assist with 1-year trial <sup>23</sup>			P							
<b>Premium Package</b> (Double Cab M/T): includes dual zone automatic climate control, leather-trimmed seats with heated front seats, auto headlights, moonroof, Premium Audio, Dynamic Navigation <sup>42</sup> with 3-year trial, <sup>43</sup> and Destination Assist with 1-year trial <sup>23</sup>							P	P		
<b>TRD Premium Sport Package</b> (Double Cab A/T): includes leather-trimmed seats with heated front seats, auto headlights, moonroof, Premium JBL <sup>®31</sup> Audio, Dynamic Navigation <sup>42</sup> with 3-year trial, <sup>43</sup> Remote Connect with 1-year trial, <sup>21</sup> Destination Assist with 1-year trial, <sup>23</sup> and Service Connect with 10-year trial <sup>20</sup>							P			
<b>TRD Premium Sport Package</b> (Access Cab): includes heated front seats, auto headlights, Premium Audio, Dynamic Navigation <sup>42</sup> with 3-year trial, <sup>43</sup> Remote Connect with 1-year trial, <sup>21</sup> Destination Assist with 1-year trial, <sup>23</sup> and Service Connect with 10-year trial <sup>20</sup>			P							
<b>SR5 Appearance Package</b> (4-cyl.): 16-in. dark gray alloy wheels and color-keyed overfenders		P				P				
<b>SX Package:</b> black 16-in. alloy wheels, overfenders, mirror caps, door handles and headlight bezels	P									
<b>Trail Special Edition Package:</b> 16-in. bronze-finished wheels with Toyota center cap, locking rear differential, 1.1-in. front suspension and 0.5-in. rear lift, ORP skid plate, Goodyear <sup>®65</sup> Kevlar <sup>®12</sup> All-Terrain tires with enhanced sidewall appearance, lockable bed storage (includes insulation on the driver's side to double as a cooler), black 4x4 badge and V6 badge (rear), black SR5 badge (side), heritage grille with Toyota bronze lettering, black fabric seats with tan stitching, 120V <sup>14</sup> outlet in bed, and all-weather floor liners <sup>46</sup>						P				
<b>Technology Package:</b> parking sonar <sup>41</sup> and Blind Spot Monitor (BSM) <sup>44</sup> with Rear Cross-Traffic Alert (RCTA) <sup>45</sup> (requires colored-keyed rear bumper)		P				P				
<b>Technology Package:</b> Blind Spot Monitor (BSM) <sup>44</sup> with Rear Cross-Traffic Alert (RCTA) <sup>45</sup> (requires colored-keyed rear bumper)			P	P			P	P		
Tonneau cover	O	O	O	O	O	O	O	O	O	



TACOMA SPECIFICATIONS

S = Standard    O = Optional    P = Available as part of a package

	Access Cab				Double Cab					
	SR	SR5	TRD Sport	TRD Off-Road	SR	SR5	TRD Sport	TRD Off-Road	Limited	TRD Pro
Mechanical/Performance										
ENGINE										
2.7-liter DOHC 16-valve 4-cylinder with VVT-i; 159 hp @ 5200 rpm; 180 lb.-ft. @ 3800 rpm	S	S			S	S				
3.5-liter V6 direct-injection Atkinson-cycle engine with 278 hp @ 6000 rpm/265 lb.-ft. @ 4600 rpm	S	S	S	S	S	S	S	S	S	S
TRD Pro cat-back exhaust										S
EMISSION RATING										
Low Emission Vehicle III (LEV-III)	S	S	S	S	S	S	S	S	S	S
TRANSMISSION										
6-speed manual transmission			S				S	S		S
6-speed Electronically Controlled automatic Transmission with intelligence (ECT-i) (A/T only)	S	S	S	S	S	S	S	S	S	S
Clutch start-cancel switch (M/T only)			S				S	S		S
DRIVETRAIN										
Rear-Wheel Drive (RWD) with Automatic Limited-Slip Differential (Auto LSD) <sup>64</sup>	S	S	S	S	S	S	S	S	S	
4WDemand part-time 4WD with electronically controlled transfer case and Automatic Limited-Slip Differential (Auto LSD) <sup>64</sup>	O	O	O	O	O	O	O	O	O	S
Active Traction Control (A-TRAC) (M/T only)								S		S
BODY CONSTRUCTION										
One-piece frame rails with 8-in. cross members and fully boxed front sub-frame	S	S	S	S	S	S	S	S	S	S
SUSPENSION										
Coil-spring double-wishbone front suspension and stabilizer bar; leaf spring rear suspension with staggered outboard-mounted gas shock absorbers and stabilizer bar	S	S	S	S	S	S	S	S	S	S
TRD sport-tuned suspension			S				S			
TRD-tuned off-road suspension with Bilstein <sup>®10</sup> shocks				S				S		
TRD-tuned off-road suspension with 2.5-in. FOX <sup>®6</sup> Internal Bypass coil-overs and rear remote reservoir shocks										S
STEERING										
Variable-assist power rack-and-pinion steering	S	S	S	S	S	S	S	S	S	S
Turning circle diameter, curb-to-curb (ft.) (Standard Bed/Long Bed)	40.6/—	40.6/—	40.6/—	40.6/—	40.6/—	40.6/44.1	40.6/44.1	40.6/44.1	40.6/—	40.7/—
BRAKES										
Power-assisted ventilated front disc brakes; rear drum brakes with tandem booster and Star Safety System <sup>™</sup>	S	S	S	S	S	S	S	S	S	S
Dimensions										
EXTERIOR (in.)										
Overall height	70.6	70.6	70.6	70.6	70.6	70.6	70.6	70.6	70.6	71.6
Overall width	74.4	74.4	75.2	75.2	74.4	74.4	75.2	75.2	75.2	75.2
Overall length (Standard Bed/Long Bed)	212.3/—	212.3/—	212.3/—	212.3/—	212.3/—	212.3/225.5	212.3/225.5	212.3/225.5	212.3/—	212.3/—
Wheelbase (Standard Bed/Long Bed)	127.4/—	127.4/—	127.4/—	127.4/—	127.4/—	127.4/140.6	127.4/140.6	127.4/140.6	127.4/—	127.4/—
Bed length (Standard Bed/Long Bed)	73.7/—	73.7/—	73.7/—	73.7/—	60.5/73.7	60.5/73.7	60.5/73.7	60.5/73.7	60.5/—	60.5/—
Bed height	19.1	19.1	19.1	19.1	19.1	19.1	19.1	19.1	19.1	19.1
Bed width	41.5	41.5	41.5	41.5	41.5	41.5	41.5	41.5	41.5	41.5
Track (front/rear)	63/63.2	63/63.2	63/63.2	63/63.2	63/63.2	63/63.2	63/63.2	63/63.2	63/63.2	64/64.2
INTERIOR (front/rear-seat) (in.)										
Head room	39.7/34.9	39.7/34.9	39.7/34.9	39.7/34.9	39.7/38.3	39.7/38.3	39.7/38.3	39.7/38.3	39.7/38.3	39.7/38.3
Hip room	57.2/51.7	57.2/51.7	57.2/51.7	57.2/51.7	57.2/56.3	57.2/56.3	57.2/56.3	57.2/56.3	57.2/56.3	57.2/56.3
Leg room	42.9/24.6	42.9/24.6	42.9/24.6	42.9/24.6	42.9/32.6	42.9/32.6	42.9/32.6	42.9/32.6	42.9/32.6	42.9/32.6
Shoulder room	58.3/56.5	58.3/56.5	58.3/56.5	58.3/56.5	58.3/58.9	58.3/58.9	58.3/58.9	58.3/58.9	58.3/58.9	58.3/58.9

TACOMA SPECIFICATIONS

S = Standard    O = Optional    P = Available as part of a package

	Access Cab				Double Cab					
	SR	SR5	TRD Sport	TRD Off-Road	SR	SR5	TRD Sport	TRD Off-Road	Limited	TRD Pro
OFF-HIGHWAY										
Approach/departure/breakover angle (degrees)										
Standard Bed (4x2)	29/23.5/24*	29/23.5/24	29/23.5/24	—/—/—	—/—/—	—/—/—	—/—/—	—/—/—	—/—/—	—/—/—
(4x4)	29/23.5/21	29/23.5/21	29/23.5/21	32/23/24	—/—/—	—/—/—	—/—/—	—/—/—	—/—/—	—/—/—
Short Bed (4x2)	—/—/—	—/—/—	—/—/—	—/—/—	29/23.5/21	29/23.5/21	29/23.5/21	32/23.1/20	29/23.5/21	—/—/—
(4x4)	—/—/—	—/—/—	—/—/—	—/—/—	29/23.5/21	29/23.5/21	29/23.5/21	32/23.5/21	29/23.5/21	29/31.4/32.1
Long Bed (4x2)	—/—/—	—/—/—	—/—/—	—/—/—	—/—/—	29/23.1/20	29/23.1/20	—/—/—	—/—/—	—/—/—
(4x4)	—/—/—	—/—/—	—/—/—	—/—/—	—/—/—	29/23.1/21	29/23.1/21	32/23.1/21	—/—/—	—/—/—
Ground clearance (in.)	9.4	9.4	9.4	9.4	9.4	9.4	9.4	9.4	9.4	9.4
Electronically controlled locking rear differential				S				S		S
RATIOS										
4x4 transfer case ratio (high/low)	1.00/2.57	1.00/2.57	1.00/2.57	1.00/2.57	1.00/2.57	1.00/2.57	1.00/2.57	1.00/2.57	1.00/2.57	1.00/2.57
Differential ratio, V6 M/T			4.30	4.30			4.30	4.30		4.30
Differential ratio, 4-cyl./V6 A/T	4.30/3.909	4.30/3.909	—/3.909	—/3.909	4.30/3.909	4.30/3.909	—/3.909	—/3.909	—/3.909	—/3.909

Weights and Capacities

Curb weight (lb.), 4-cyl. A/T (4x2/4x4)	3915/4155	3915/4155	—/—	—/—	4040/—	4040/—	—/—	—/—	—/—	—/—
Curb weight (lb.), V6 M/T (4x2/4x4)	—/—	—/—	—/4340	—/—	—/—	—/—	—/4465	—/4465	—/—	—/4465
Curb weight (lb.), V6 A/T (4x2/4x4)	4075/4315	4075/4315	4075/4315	—/4315	—/4445	4205/4445	4205/4445	4205/4495	4255/4505	—/4445
Curb weight (lb.), V6 A/T Long Bed (4x2/4x4)						4245/4495	4245/4495	—/4495	—/4550	
Gross Vehicle Weight Rating (GVWR) (lb.)	5600	5600	5600	5600	5600	5600	5600	5600	5600	5600
Gross Combined Weight Rating (GCWR) (lb.)	11,360	11,360	11,360	11,360	11,360	11,360	11,360	11,360	11,360	11,360
Payload (lb.) <sup>3</sup> 4-cyl. A/T (4x2/4x4)	1685/1445	1685/1445	—/—	—/—	1560/—	1560/—	—/—	—/—	—/—	—/—
Payload (lb.) <sup>3</sup> V6 M/T (4x2/4x4)	—/—	—/—	—/1260	—/—	—/—	—/—	—/1135	—/1135	—/—	—/1135
Payload (lb.) <sup>3</sup> V6 A/T (4x2/4x4)	1685/1445	1685/1445	1525/1285	—/1285	—/1155	1395/1155	1395/1155	1395/1155	1345/1095	—/1155
Payload (lb.) <sup>3</sup> V6 A/T Long Bed (4x2/4x4)						1355/1105	1355/1105	—/1105	—/1095	
Fuel tank (gal.)	21.1	21.1	21.1	21.1	21.1	21.1	21.1	21.1	21.1	21.1
Passenger volume (cu. ft.) (behind front/rear seat)	57.5/28.1	57.5/28.1	57.5/28.1	57.5/28.1	57.5/42.6	57.5/42.6	57.5/42.6	57.5/42.6	57.5/42.6	57.5/42.6
Seating capacity	4	4	4	4	5	5	5	5	5	5

TOWING<sup>2</sup>

Class-IV towing hitch receiver, ATF cooler (not available on M/T), engine oil cooler, power steering cooler, 130-amp alternator, 4- and 7-pin connector with converter, and Trailer-Sway Control (TSC)<sup>4</sup> (V6 only)

	S	S	S	S	S	S	S	S	S	S
Tongue load (lb.), 4-cyl. A/T (4x2/4x4)	350/350	350/350	—/—	—/—	350/—	350/—	—/—	—/—	—/—	—/—
Tongue load (lb.), V6 M/T (4x2/4x4)	—/—	—/—	—/650	—/—	—/—	—/—	—/640	—/640	—/—	—/640
Tongue load (lb.),V6 A/T (4x2/4x4)	680/650	680/650	680/650	—/650	—/640	670/640	670/640	670/640	660/640	—/640
Towing capacity (lb.) <sup>2</sup> 4-cyl. A/T (4x2/4x4)	3500/3500	3500/3500	—/—	—/—	3500/—	3500/—	—/—	—/—	—/—	—/—
Towing capacity (lb.) <sup>2</sup> V6 M/T (4x2/4x4)	—/—	—/—	—/6500	—/6500	—/—	—/—	—/6400	—/6400	—/—	—/6400
Towing capacity (lb.) <sup>2</sup> V6 A/T (4x2/4x4)	6800/6500	6800/6500	6800/6500	—/6500	—/6400	6700/6400	6700/6400	6700/6400	6600/6400	—/6400
Towing capacity (lb.) <sup>2</sup> V6 A/T Long Bed (4x2/4x4)						6600/6400	6600/6400	—/6400	—/6400	

Tires

Spare: full-size	S	S	S	S	S	S	S	S	S	S
------------------	---	---	---	---	---	---	---	---	---	---

Mileage Estimates (mpg city/highway)<sup>6S</sup>

4-cyl. A/T (4x2/4x4)	20/23; 19/22	20/23; 19/22	—/—	—/—	20/23; —/—	20/23; —/—	—/—	—/—	—/—	—/—
V6 M/T (4x2/4x4)	—/—	—/—	—/—; 17/21	—/—	—/—; —/—	—/—; —/—	—/—; 17/21	—/—; 17/21	—/—	—/—; 17/21
V6 A/T (4x2/4x4)	19/24; 18/22	19/24; 18/22	19/24; 18/22	—/—; 18/22	—/—; 18/22	19/24; 18/22	19/24; 18/22	19/24; 18/22	19/24; 18/22	—/—; 18/22



## DISCLOSURES

1. The Toyota Tacoma is designed to meet most off-road driving requirements, but off-roading is inherently dangerous and may result in vehicle damage. Toyota encourages responsible operation to help protect you, your vehicle and the environment. Seatbelts should be worn at all times. Do not allow passengers to ride in cargo area. 2. Before towing, confirm your vehicle and trailer are compatible, hooked up and loaded properly and that you have any necessary additional equipment. Do not exceed any Weight Ratings and follow all instructions in your *Owner's Manual*. The maximum you can tow depends on base curb weight plus the total weight of any cargo, occupants, and added vehicle equipment. "Added vehicle equipment" includes additional standard/optional equipment and accessories added by the manufacturer, dealers, and/or vehicle owners. The only way to be certain of your vehicle's exact curb weight is to weigh your vehicle without passengers or cargo. [Calculated with the new SAE J2807 method.] Installation of a tow hitch receiver or other accessories located near the rear bumper or side-door kick sensors may require disabling or removing the kick sensor, and the sensor operation setting in your vehicle should be turned off. See *Owner's Manual* for limitations. 3. Payload Capacity is the calculation of GVWR minus curb weight and should be used for comparison purposes only. The maximum amount of passenger and cargo weight your vehicle can carry is the Load Carrying Capacity indicated on the label(s) on the driver's doorjamb. 4. Trailer-Sway Control (TSC) is an electronic system designed to help the driver maintain vehicle control under adverse conditions. It is not a substitute for safe driving practices. Factors including speed, road conditions, weather and driver steering input can all affect whether TSC will be effective in preventing a loss of control. See *Owner's Manual* for additional limitations and details. 5. Goodyear® is a registered trademark of The Goodyear Tire & Rubber Company. 6. FOX is a registered trademark of FOX Factory, Inc. 7. Rigid Industries® is a registered trademark of JST Performance, LLC d/b/a Rigid Industries. 8. Crawl Control is designed for driving on difficult terrain at low speeds and assists the driver by controlling acceleration and braking, allowing the driver to focus on steering. See *Owner's Manual* for additional limitations and details. 9. The Multi-Terrain Monitor view is limited and can be affected by environmental conditions. See *Owner's Manual* for additional limitations and details. 10. Bilstein® is a registered trademark of ThyssenKrupp Bilstein GmbH FED REP GERMANY. 11. Wrangler® is a registered trademark of Goodyear Tire & Rubber Company. 12. Kevlar® is a registered trademark of E. I. du Pont de Nemours and Company. 13. Hill Start Assist Control is designed to help minimize backward rolling on steep ascents. It is not a substitute for safe driving judgment and practices. Factors including speed, grade, surface conditions and driver input can all affect whether HAC will be effective in preventing a loss of control. See *Owner's Manual* for additional limitations and details. 14. Do not exceed 120V. See *Owner's Manual* for additional limitations and details. 15. Qi wireless charging may not be compatible with all mobile phones, MP3/WMA players and like models. When using the wireless charging system, avoid placing metal objects between the wireless charger and the mobile device when charging is active. Doing so may cause metal objects to become hot and could cause burns. 16. The Panoramic View Monitor does not provide a comprehensive view of the area surrounding the vehicle. You should also look around outside your vehicle and use your mirrors to confirm surrounding clearance. Environmental conditions may limit effectiveness and view may become obscured. See *Owner's Manual* for additional limitations and details. 17. Connected Services depends on factors outside of Toyota's control, including an operative telematics device, a cellular connection, GPS signal, and the availability of a compatible wireless network, without which system functionality and availability may be limited or precluded, including access to response center and emergency support. Service may vary by vehicle and region. Subscription required after trial. Terms of Use apply. Data charges may apply. Apps and services subject to change at any time without notice. See [toyota.com/connected-services](https://www.toyota.com/connected-services) for details. To learn about Toyota's data collection, use, sharing and retention practices, please visit <https://www.toyota.com/privacyvts>. Stolen vehicle police report required to use Stolen Vehicle Locator. Connected Services by Toyota trials are at no extra cost. All trials begin on the original date of purchase or lease of a new vehicle, with the exception of Wi-Fi for which the trial begins at the time of activation. Paid subscription required after trial in order to continue accessing the respective services. Terms of Use apply. 18. Safety Connect® depends on factors outside of Toyota's control, including an operative telematics device, a cellular connection, GPS signal, and the availability of a compatible wireless network, without which system functionality and availability may be limited or precluded, including access to response center and emergency support. Stolen vehicle police report required to use Stolen Vehicle Locator. Some features may require the Toyota app. Registration required. Subscription required after trial. Service subject to change at any time without notice. Terms of Use apply. Data charges may apply. Service may vary by vehicle and region. See usage precautions and service limitations in *Owner's Manual* and at [toyota.com/connected-services](https://www.toyota.com/connected-services) for additional details. To learn about Toyota's data collection, use, sharing and retention practices, please visit <https://www.toyota.com/privacyvts>. The Safety Connect® trial period is at no extra cost and begins on the original date of purchase or lease of a new vehicle. Paid subscription required after trial to access the service. 19. Requires adequate cellular coverage and GPS signal strength. May not work in all areas. Service may vary by vehicle and region. See Toyota Dealer for details and exclusions. 20. Information provided is based on the last time data was collected from the vehicle and is not real time data. Service Connect depends on factors outside of Toyota's control, including an operative telematics device, a cellular connection, GPS signal, and the availability of a compatible wireless network, without which system functionality and availability may be limited or precluded. Service may vary by vehicle and region. Registration required. Subscription required after trial. Service subject to change at any time without notice. Terms of Use apply. Data charges may apply. See usage precautions and service limitations in *Owner's Manual* and at [toyota.com/connected-services](https://www.toyota.com/connected-services) for additional details. To learn about Toyota's data collection, use, sharing and retention practices, please visit <https://www.toyota.com/privacyvts>. The Service Connect trial period is at no extra cost and begins on the original date of purchase or lease of a new vehicle. Subscription required after trial. Service Connect renewal will be included when Safety Connect®, Remote Connect or Destination Assist connected service renewal is selected. Service Connect is not renewable as a stand-alone service. 21. Use only if aware of circumstances surrounding vehicle and it is legal and safe to do so (e.g., do not remotely start engine if vehicle is in an enclosed space or vehicle is occupied by a child). Toyota Remote Connect depends on factors outside of Toyota's control, including an operative telematics device, a cellular connection, GPS signal, and the availability of a compatible wireless network, without which system functionality and availability may be limited or precluded. Service may vary by vehicle and region. Registration and Toyota app download required. Subscription required after trial. Terms of Use apply. Data charges may apply. Remote start/stop not available on manual transmission-equipped vehicles. Services subject to change at any time without notice. See usage precautions and service limitations in *Toyota Owner's Manual* and at <https://www.toyota.com/connected-services> for additional details. To learn about Toyota's data collection, use, sharing and retention practices, please visit <https://www.toyota.com/privacyvts>. The Toyota Remote Connect trial period is at no extra cost and begins on the original date of purchase or lease of a new vehicle. Paid subscription required after trial to access the service. Terms of Use apply. 22. Eligible vehicle and wireless service required. Wi-Fi Connect depends on factors outside of Toyota's control, including an operative telematics device, a cellular connection, GPS signal, and the availability of a compatible wireless network, without which system functionality and availability may be limited or precluded. Wi-Fi Connect coverage and service not available everywhere. Valid in the contiguous U.S. and Alaska. Do not drive distracted. Go to [att.com/toyota](https://att.com/toyota) for terms and conditions. Data usage and charges apply. Up to 5 devices can be supported using in-vehicle connectivity. Apps and services subject to change at any time without notice. The Wi-Fi Connect trial begins at the time of activation and expires when 2 GB of data is used or when the 3-month period ends. Subscription required after trial. Terms and conditions apply. 23. Destination Assist depends on factors outside of Toyota's control, including an operative telematics device, a cellular connection, GPS signal, and the availability of a compatible wireless network, without which system functionality and availability may be limited or precluded. Use common sense when relying on this information. Service may vary by vehicle and region. Registration required. Subscription required after trial. Services subject to change at any time without notice. Terms of Use apply. Data charges may apply. See *Owner's Manual* and [toyota.com/connected-services](https://www.toyota.com/connected-services) for additional limitations and details. To learn about Toyota's data collection, use, sharing and retention practices, please visit <https://www.toyota.com/privacyvts>. The Destination Assist trial period is at no extra cost and begins on the original date of purchase or lease of a new vehicle. Paid subscription required after trial to access the service. 24. Apps and services are subject to change at any time without notice. Data charges may apply. Apple CarPlay® functionality requires a compatible iPhone® connected with an approved data cable into the USB media port. Apple CarPlay® is a registered trademark of Apple Inc. 25. iPhone® is a registered trademark of Apple Inc. All rights reserved. 26. Android is a trademark of Google LLC. 27. Vehicle user interface is a product of Google and its terms and privacy statement apply. To use Android Auto on your audio display, you'll need an Android Auto compatible vehicle and Android phone. For phone compatibility visit: <https://www.android.com/autof/>. Requires compatible smartphone connected with an approved data cable into the USB media port, and data plan rates apply. Apps and services vary by phone carrier and are subject to change at any time without notice. Android, Android Auto and Waze are trademarks of Google. 28. Trial length and service availability may vary by model, model year or trim. Service will automatically stop at the end of your trial subscription period unless you decide to continue service. If you do not wish to enjoy your trial, you can cancel by calling the number below. All SiriusXM services require a subscription, each sold separately by SiriusXM after the trial period. **Service subject to the SiriusXM Customer Agreement and Privacy Policy; visit [www.siriusxm.com](https://www.siriusxm.com) to see complete terms and how to cancel which includes calling 1-866-635-2349.** Some services and features are subject to device capabilities and location availability. All fees, content and features are subject to change. SiriusXM, Pandora and all related logos are trademarks of Sirius XM Radio Inc. and its respective subsidiaries. 29. SiriusXM trial length and service availability may vary by model, model year or trim. 30. Amazon, Alexa and all related marks are trademarks of Amazon.com, Inc. or its affiliates. Certain functions require adequate signal strength and/or smartphone technology/connectivity. Not all Amazon Alexa functionality is available for in-vehicle use. See applicable app for details. Download of the Toyota app and Toyota+Alexa app are both required to begin in-vehicle use of Alexa. Data charges may apply for certain functions. Apps and services subject to change at any time without notice. To learn more, go to <https://www.toyota.com/audio-multimedia>. To learn more about Toyota's data collection, use, sharing and retention practices, please visit <https://www.toyota.com/privacyvts>. 31. JBL® is a registered trademark of Harman International Industries, Inc. 32. Toyota Safety Sense™ effectiveness is dependent on many factors including road, weather and vehicle conditions. Drivers are responsible for their own safe driving. Always pay attention to your surroundings and drive safely. See *Owner's Manual* for additional limitations and details. 33. The Pre-Collision System (PCS) with Pedestrian Detection (PD) is designed to determine if impact is imminent and help reduce impact speed and damage in certain frontal collisions involving a vehicle or a pedestrian. PCS w/PD is not a substitute for safe and attentive driving. System effectiveness depends on many factors, such as speed, size and position of pedestrian and weather, light and road conditions. See *Owner's Manual* for additional limitations and details. 34. Dynamic Radar Cruise Control (DRCC) is designed to assist the driver and is not a substitute for safe and attentive driving practices. System effectiveness is dependent on many factors including road, weather and traffic conditions. See *Owner's Manual* for additional limitations and details. 35. Lane Departure Alert is designed to read visible lane markers under certain conditions, and provide visual and audible alerts when lane departure is detected. It is not a collision-avoidance system or a substitute for safe and attentive driving. Effectiveness is dependent on many factors including road, weather and vehicle conditions. See *Owner's Manual* for additional limitations and details. 36. Automatic High Beams operate at speeds above 25 mph. Factors such as a dirty windshield, weather, lighting and terrain limit effectiveness, requiring the driver to manually operate the high beams. See *Owner's Manual* for additional limitations and details. 37. The backup camera does not provide a comprehensive view of the rear area of the vehicle and you should also look around the vehicle, using mirrors to confirm rearward clearance. Environmental conditions may limit effectiveness and view may become obscured. See *Owner's Manual* for additional limitations and details. 38. The Tire Pressure Monitor System alerts the driver when tire pressure is critically low. For optimal tire wear and performance, tire pressure should be checked regularly with a gauge; do not rely solely on the monitor system. See *Owner's Manual* for additional limitations and details. 39. The Bluetooth® word mark and logos are registered trademarks owned by Bluetooth SIG, Inc.,

## DISCLOSURES

and any use of such marks by Toyota is under license. A compatible Bluetooth®-enabled phone must first be paired. Phone performance depends on software, coverage and carrier.

**40.** May not be compatible with all mobile phones, MP3/WMA players and like models. **41.** Rear parking assist sonar is designed to warn drivers of potential rear collisions at speeds of 6 mph or less. Certain vehicle and environmental factors, including an object's shape and composition, may affect the ability of the rear parking assist sonar to detect it. Always look around outside the vehicle and use mirrors to confirm clearance. See *Owner's Manual* for additional limitations and details. **42.** Dynamic Navigation depends on factors outside of Toyota's control, including an operative telematics device, a cellular connection, GPS signal, and the availability of a compatible wireless network, without which system functionality and availability may be limited or precluded. Services not available in every city or roadway. Use common sense when relying on information provided. Service may vary by vehicle and region. Registration is required. Subscription required after trial. Terms of Use apply. Data charges may apply. See *Owner's Manual* and <https://www.toyota.com/connected-services> for additional limitations and details. To learn about Toyota's data collection, use, sharing and retention practices, please visit <https://www.toyota.com/privacyvts/>. **43.** The Dynamic Navigation trial period is at no extra cost and begins on the original date of purchase or lease of a new vehicle. Paid subscription required after trial to access the service. **44.** Do not rely exclusively on the Blind Spot Monitor. Always look over your shoulder and use your turn signal. There are limitations to the function, detection and range of the monitor. See *Owner's Manual* for additional limitations and details. **45.** Do not rely exclusively on the Rear Cross-Traffic Alert system. Always look over your shoulder and use your mirrors to confirm rear clearance. There are limitations to the function, detection and range of the system. See *Owner's Manual* for additional limitations and details. **46.** This floor mat/floor liner was designed specifically for use in your model and model year vehicle and SHOULD NOT be used in any other vehicle. To avoid potential interference with pedal operation, each mat/liner must be secured with its fasteners. Do not install a floor mat/floor liner on top of an existing floor mat/floor liner. **47.** The Smart Key System may interfere with some pacemakers or cardiac defibrillators. If you have one of these medical devices, please talk to your doctor to see if you should deactivate this system. **48.** Replaces chrome rear bumper with color-keyed rear bumper on TRD Off-Road models. **49.** HomeLink® and the HomeLink® house icon are registered trademarks of Gentex Corporation. **50.** Extra-cost color. **51.** BedStep® is a registered trademark of AMP Research. All rights reserved. **52.** Toyota strives to build vehicles to match customer interest and thus they typically are built with popular options and option packages. Not all options/packages are available separately and some may not be available in all regions of the country. If you would prefer a vehicle with no or different options, contact your dealer to check for current availability or the possibility of placing a special order. Color(s) depicted may vary based on multiple factors, including ambient lighting and the format in which it is being viewed (e.g., computer, mobile device or print). **53.** Advanced voice recognition capabilities vary by head unit. **54.** HD Radio™ Technology manufactured under license from iBiquity Digital Corporation U.S. and Foreign Patents. HD Radio™ and the HD, HD Radio, and "Arc" logos are proprietary trademarks of iBiquity Digital Corp. **55.** Dynamic voice recognition capabilities vary by head unit. **56.** Sway Warning is designed to provide a visual and audible alert if it detects a pattern of vehicle movement that might indicate driver inattention or drowsiness. It is not a collision-avoidance system or a substitute for safe and attentive driving. Effectiveness is dependent on many factors including road, weather and vehicle conditions. See *Owner's Manual* for additional limitations and details. **57.** Vehicle Stability Control is an electronic system designed to help the driver maintain vehicle control under adverse conditions. It is not a substitute for safe and attentive driving practices. Factors including speed, road conditions, weather and driver steering input can all affect whether VSC will be effective in preventing a loss of control. See *Owner's Manual* for additional limitations and details. **58.** Brake Assist is designed to help the driver take advantage of ABS and is not a substitute for safe driving practices. Braking effectiveness also depends on proper vehicle maintenance, tire and road conditions. See *Owner's Manual* for additional limitations and details. **59.** Smart Stop Technology® operates only in the event of certain contemporaneous brake and accelerator pedal applications. When engaged, the system will reduce power to help the brakes bring the vehicle to a stop. Factors including speed, road conditions and driver input can all impact stopping distance. Smart Stop Technology® is not a substitute for safe and attentive driving and does not guarantee instant stopping. See *Owner's Manual* for additional limitations and details. **60.** Airbag systems are Supplemental Restraint Systems and are designed to inflate only under certain conditions and in certain types of severe collisions. To decrease the risk of injury from an inflating airbag, always wear seatbelts and sit upright in the middle of the seat as far back as possible. Do not put objects in front of an airbag or around the seatback. Do not use a rearward-facing child seat in any front passenger seat. See *Owner's Manual* for additional limitations and details. **61.** Active front headrests can help reduce the extent of whiplash in certain types of rear-end collisions. **62.** The engine immobilizer is a state-of-the-art anti-theft system that is initiated when you insert your key into the ignition switch or bring a Smart Key fob into the vehicle. The engine will only start if the code in the transponder chip inside the key/fob matches the code in the vehicle's immobilizer. The transponder chip is embedded in the key/fob and can be costly to replace. If you lose a key or fob, your Toyota dealer can help or go to [www.aloa.org](http://www.aloa.org) to find a qualified locksmith in your area who can perform high-security key service. **63.** ToyotaCare covers normal factory scheduled maintenance for two years or 25,000 miles, whichever comes first. Certain models require a different maintenance schedule as described in their Maintenance Guide. 24-hour Roadside Assistance is also included for two years, unlimited mileage. Roadside Assistance does not include parts and fluids, except emergency fuel delivery. See Toyota dealer for details and exclusions. Valid only in the continental U.S. **64.** Auto LSD is an electronic, brake-actuated limited-slip differential that automatically activates when VSC is disengaged at low speeds. See *Owner's Manual* for additional limitations and details. **65.** 2022 projected EPA-estimated mpg rating estimates as determined by manufacturer. EPA estimates not available at time of posting. Use for comparison purposes only. Your mileage will vary for many reasons, including your vehicle's condition and how/where you drive. See [www.fueleconomy.gov](http://www.fueleconomy.gov).

Toyota strives to build vehicles to match customer interest and thus they typically are built with popular options and option packages. Not all options/packages are available separately and some may not be available in all regions of the country. See [toyota.com](http://toyota.com) for information about options/packages commonly available in your area. If you would prefer a vehicle without any or with different options, contact your dealer to check for current availability or the possibility of placing a special order.

Color(s) depicted may vary based on multiple factors, including ambient lighting and the format in which it is being viewed (e.g., computer, mobile device or print).

Some vehicles are shown with available equipment. Seatbelts should be worn at all times. For details on vehicle specifications, standard features and available equipment in your area, contact your Toyota dealer. A vehicle with particular equipment may not be available at the dealership. Ask your Toyota dealer to help locate a specifically equipped vehicle.

Toyota Tacoma is designed to meet most off-road driving requirements. Abusive use may result in bodily harm or damage. Toyota encourages responsible operation to protect you, your vehicle and the environment. Seatbelts should be worn at all times. Please do not allow passengers to ride in the cargo area. Towing hitch receiver/ball mount kits are not intended to provide crash protection. For details on vehicle specifications, standard features and available equipment in your area, contact your Toyota dealer. A vehicle with particular equipment may not be available at the dealership. Ask your Toyota dealer to help locate a specifically equipped vehicle.

All information presented herein is based on data available at the time of posting, is subject to change without notice and pertains specifically to mainland U.S.A. vehicles only. Vehicles shown may be prototypes, shown using visual effects and/or shown with options. Actual models may vary.



**Mobility**

For Toyota Mobility program details, go to [www.toyota.com/mobility](http://www.toyota.com/mobility) or call the Toyota Brand Engagement Center at 1-800-331-4331