

1983 CHEVROLET CAMARO



If you love the sheer exhilaration of driving a fine performance car, Camaro Z28 is for you. It is just about everything a road car should be.

Taut. Lean. Camaro Z28 responds with precision to the changing environment of straightaway, hill or country road. It creates a symbiotic relationship

between driver and car. Camaro Z28 enjoys a long performance heritage. And now, for 1983, Z28 adds a new standard 5-speed manual transmission. Take

command with Z28... the lead car on the #1 Camaro team that includes Berlinetta and Sport Coupe. A team the competition can't touch.



Camaro Z28.

Important: A word about this catalog. We have tried to make this catalog as comprehensive and factual as possible. However, since the time of printing, some of the information may have been updated. Also, some of the equipment shown or described throughout this catalog is available at extra

cost. Your dealer has details and, before ordering, you should ask him to bring you up to date. The right is reserved to make changes at any time, without notice, in prices, colors, materials, equipment, specifications and models. Check with your Chevrolet dealer for complete information.



Camaro Z28 is a performance car inside as well as out. Reclining front bucket seats provide total support. Available L/S Contour driver's seat allows 18 adjustment variations. Camaro adds a new level of luxury to your sporting life.

Camaro Z28 optional Custom Interior with L/S Contour seat option.



Take command with a cockpit designed to link driver and machine together. Instrumentation is scientifically positioned for easy sight and reach. And new instrumentation graphics enhance the cockpit styling of Camaro's interior.

Camaro Z28 instrument panel and console.

Z28 is a study in advanced vehicle dynamics. Camaro engineers have closely coordinated the car's suspension, body and rigid support structure to

achieve an incredible level of linear response. On an open straightaway, it stays on-line with minimum driver correction. Point it and it responds instantly

and adheres precisely to your road line. You can feel the intricate coordination of suspension geometry, body structure, steering, wheels and tires. By design,

Z28 is a driver's car. A thrill to drive. Under close inspection, it stands proudly with the world's fine road machines. Z28. The ultimate Camaro.

Optional 5.0 Liter V8 engine with Cross-Fire Injection.

Functional dual air-induction hood scoops (CFI only).

Rigid front structure with special upper and lower body arms.

Adjustable, low-friction, upper shock mount.

Honeycomb Energy Management system.

Modified MacPherson-strut front suspension.

Aerodynamic design. Low .339 drag coefficient.

Standard power-assisted front disc brakes.

P215/65R-15 high-performance steel-belted radial tires.


Optional four-wheel power disc brakes.

Torque-arm rear suspension.

Optional L/S Contour driver's seat with Custom Cloth Interior.

Quick-response power steering. 2.5 turns lock-to-lock.

Optional 4-speed automatic transmission with overdrive.



The grand touring car tradition lives on in Berlinetta. Still a Camaro in spirit and performance, it sports sophisticated inner and outer appointments

as well. Berlinetta smooths the road with a fine-tuned suspension, yet contact with the road remains precise and true. A 2.8 Liter V6 and

5-speed manual transmission deliver the power. Special acoustics help seal out road noise. And full instrumentation keeps you in touch with both car and street.

A distinctive appearance is provided by color-keyed exterior striping, special gold-accented aluminum wheels and a distinctive color-accented lower body.



Camaro Berlinetta.











What better way to get into a sporty car than the very affordable Camaro Sport Coupe. A 2.5 Liter L4 with Electronic Fuel Injection is standard, or move up to an

available 2.8 Liter V6 or 5.0 Liter V8. Take Sport Coupe through the gears with its standard 4-speed manual, or opt for the available 5-speed manual transmission or an


automatic transmission. Sport Coupe scores well in roadability with its modified MacPherson-strut front suspension and radial ply tires. Or open up the

corners with available F41 Sport Suspension. You can make Sport Coupe the kind of sporty Camaro you want. And that's the fun of it.

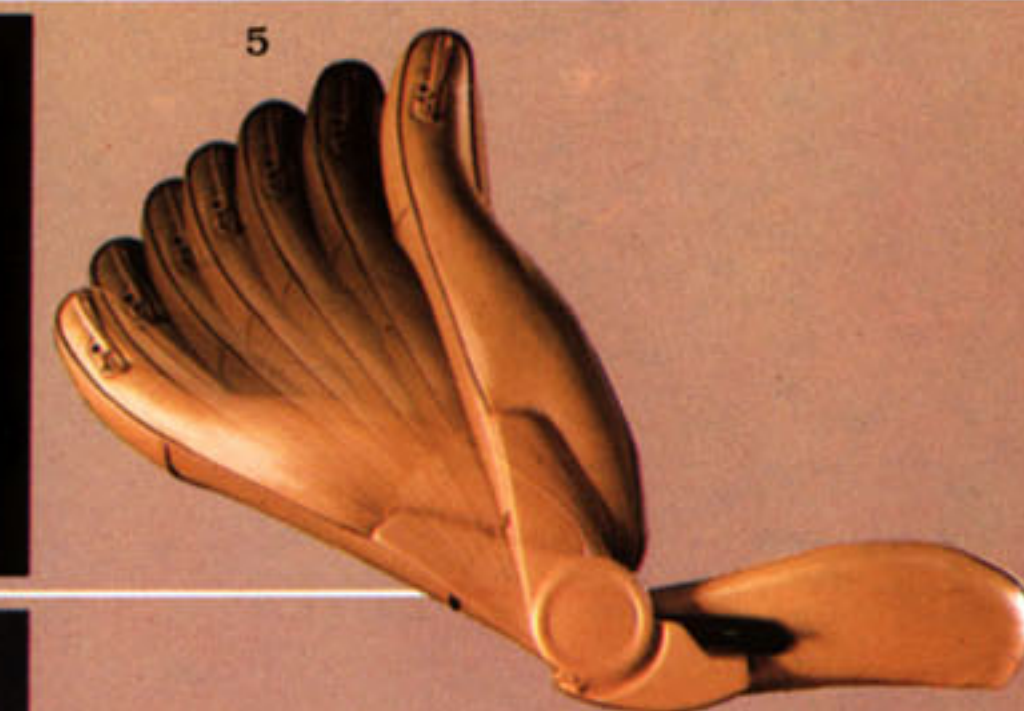

Color and Trim Combintions

		Charcoal	Dark Blue	Camel	Sand Gray	Brown
Interior Colors						
Sport Coupe and Z28						
(Bucket)	Vinyl (Std.)	■	■	■	■	■
	Cloth (Opt.)	■	■	■	■	■
Berlinetta Plus Optional Custom Interior for Sport Coupe and Z28						
(Bucket)	Custom Vinyl	■	■	■	■	■
	Custom Cloth	■	■	■	■	■
Z28 Optional L/S Contour Seat						
(Bucket)	Cloth	■	■	■	■	■
	Cloth with Custom Interior	■	■	■	■	■
Exterior Colors						
White		■	■	■	■	■
Silver (Metallic)		■	■	■	■	■
Black		■	■	■	■	■
Light Blue (Metallic)		■	■	■	■	■
Dark Blue (Metallic)		■	■	■	■	■
Light Brown (Metallic)		■	■	■	■	■
Dark Brown (Metallic)		■	■	■	■	■
Red		■	■	■	■	■
Charcoal (Metallic)		■	■	■	■	■
Dark Gold (Metallic)		■	■	■	■	■

Charcoal/Burnt Orange. Available after Announcement.



Camaro Sport Coupe shown with available wheel covers.



STANDARDS

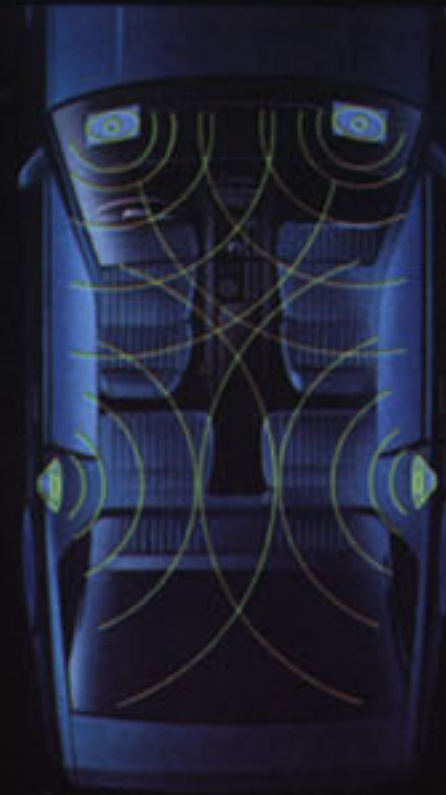
Here we show but a few of Camaro's many standard features. For a detailed listing, see the back cover.

1. Contemporary steering wheel and easy-to-read graphics.
2. Hinged storage compartment and armrest, 4-speed transmission.
3. Power front disc brakes.
4. Rear suspension with torque arm to handle driving and braking forces.
5. Multi-position front bucket seat.

2



1 3



5 6



7



8



OPTIONS

Shown here are some options that can satisfy your personal tastes and needs. On the back cover there is a more complete list.

1. Rear compartment cargo area pull-out/retractable cover.
2. Rally wheels (Sport Coupe only).
3. Custom Interior (standard on Berlinetta).
4. Air conditioning.
5. Extended Range Sound system (included with ETR radios only).
6. ETR (Electronically Tuned Radio) AM/FM stereo with seek and scan, stereo cassette tape and digital clock.
7. Quartz clock (Sport Coupe only; standard on Berlinetta and Z28).
8. Automatic speed control with resume speed and intermittent windshield wiper system.
9. Power windows, power hatch release and new 5-speed manual transmission.
10. Removable glass roof panels.
11. Electric rear window defogger.

10



11

A word about assembly, components and optional equipment in these Chevrolets.

The Chevrolets described in this catalog are assembled at facilities of General Motors Corporation operated by the GM Assembly Division. These vehicles incorporate thousands of different components produced by various divisions of General Motors and by various suppliers to General Motors. From time to time during the manufacturing process, it may be necessary, in order to meet public demand for particular vehicles or equipment, or to meet federally mandated emissions, safety and fuel economy requirements, or for other reasons, to produce Chevrolet products with different components or differently sourced components than initially scheduled. All such components have been approved for use in Chevrolet products and will provide the quality performance associated with the Chevrolet name.

With respect to extra-cost optional equipment, make certain you specify the type of equipment you desire on your vehicle when ordering it from your dealer. Some options may be unavailable when your car is built. Your dealer receives advice regarding current availability of options. You may ask the dealer for this information. GM also requests the dealer to advise you if an option you ordered is unavailable. We suggest that you verify that your car includes the optional equipment you ordered or, if there are changes, that they are acceptable to you.

A word about engines.

Some Chevrolets are equipped with engines produced by other GM divisions, subsidiaries, or affiliated companies worldwide. See your dealer for details.

CAMARO FACTS

Exterior Features	Sport Coupe	Berlinetta	Z28
Black dual mirrors	S	NA	NA
Body-color wheels with hubcaps	S	NA	NA
Body pin striping	NA	S	NA
Color-accented lower body	NA	S	NA
Dual Sport mirrors (body color), left-hand remote, right-hand manual	O	S	S
Five-spoke, gold- or silver-accented aluminum wheels	NA	NA	S
Front air dam and "ground-effects" rocker molding design	NA	NA	S
Gold-accented/aluminum finned wheels	NA	S	NA
Rear deck spoiler	O	O	S
Silver- or gold-accented lower body with stripe	NA	NA	S

Interior Features

Carpeted cargo floor with stowage well	S	S	S
Hinged-cover stowage compartment in console	S	S	S
L/S Contour seat with adjustable lumbar, thigh and lateral supports (driver's)	NA	NA	O
Reclining front bucket seats	S	S	S
Stowage well cover	O	S	O

*Available only with Custom Interior and deluxe luggage compartment trim.

Mechanical Features

Front disc brake audible wear sensors	S	S	S
Front stabilizer bar (size)	1.06"	1.06"	1.22"
P195/75R-14 glass-belted radial ply blackwall tires	S	NA	NA
P205/70R-14 steel-belted radial ply blackwall tires	O	S	NA
P215/65R-15 steel-belted radial ply white-letter tires	NA	NA	S
Power front disc/rear drum brake system	S	S	S
Power steering	S	S	S
Rear suspension with torque arm to handle driving and braking forces	S	S	S
Wheels, 14" x 6" with hubcaps	S	NA	NA
Wheels, 14" x 7" gold-accented/aluminum finned	NA	S	NA
Wheels, 15" x 7" 5-spoke aluminum	NA	NA	S

S: Standard. O: Optional. NA: Not Available.

Dimensions (in.)

Exterior	Sport Coupe	Berlinetta	Z28
Wheelbase	101.0	101.0	101.0
Length (overall)	187.8	187.8	187.8
Width (overall)	72.8	72.8	72.8
Height (loaded)	49.8	49.8	49.8
Tread — Front	60.7	60.7	60.7
Tread — Rear	61.6	61.6	61.6

Interior

Head Room — Front	37.0	37.0	37.0
Head Room — Rear	35.6	35.6	35.6

Dimensions (in.) Interior

	Sport Coupe	Berlinetta	Z28
Leg Room — Front	43.0	43.0	43.0
Leg Room — Rear	28.6	28.6	28.6
Shoulder Room — Front	57.5	57.5	57.5
Shoulder Room — Rear	56.3	56.3	56.3
Hip Room — Front	56.3	56.3	56.3
Hip Room — Rear	42.8	42.8	42.8
Cargo Volume (cu. ft.)	11.6*	11.6*	11.6*
Width Between Wheelhousings	45.1	45.1	45.1
Fuel Tank Capacity (gals.)	16.2†	16.2	16.2†

*31.2 cu. ft. with rear seat-back down. †15.8 gals. with L4 or CFI V8 engines.

Power Teams

Engines	Ordering Code	Engine Availability			Transmissions			
		Sport Coupe	Berlinetta	Z28	4-Spd. Man.	5-Spd. Man.	3-Spd. Auto.	4-Spd. Auto. (1)
2.5 Liter L4* (B)	LQ9	S	NA	NA	S	O	O	NA
2.8 Liter 2-Bbl V6 (A)	LC1	O	S	NA	NA	S(2)	O	NA
5.0 Liter 4-Bbl V8 (A)	LG4	O	O	S	NA	S(3)	NA	O
5.0 Liter CFI† V8 (A)	LU5	NA	NA	O	NA	NA	NA	O

(A) Produced by GM-Chevrolet Motor Division.

(B) Produced by GM-Pontiac Motor Division.

S: Standard. O: Optional. NA: Not Available.

(1) Includes overdrive. (2) Standard on Berlinetta; Optional on Sport Coupe. (3) Standard on Berlinetta and Z28; Optional on Sport Coupe.

*Electronic Fuel Injection. †Cross-Fire Injection.

Service Intervals

Engine Oil: 12 months or 7,500 miles ■ Oil Filter: 12 months or 7,500 miles; every 15,000 miles thereafter ■ Carburetor Air Filter: Up to 30,000 miles ■ Spark Plugs: 30,000 miles ■ Chassis Lubrication: 12 months or 7,500 miles ■ Automatic Transmission Fluid: Every 100,000 miles. See Owner's Manual for conditions requiring more frequent intervals.

Options

Appearance and Protection

■ Deluxe luggage compartment trim (standard Berlinetta) ■ Dual horns (standard Berlinetta) ■ Floor covering: Mats, color-keyed (carpeted); front and/or rear ■ Halogen hi-beam headlamps ■ Mirrors: Sport LH remote-control and RH manual (standard Berlinetta and Z28); Sport twin electric remote ■ Moldings: Body side, black; Door edge guard, black; Roof drip, black (NA w/removable roof panels) ■ Power door lock system ■ Removable glass roof panels (with tinted glass).

Comfort and Convenience

■ Air conditioning ■ Automatic speed control with resume speed ■ Auxiliary lighting ■ Clocks: Electric quartz (standard Berlinetta and Z28); Digital (available AM or AM/FM radios only) ■ Comfortilt steering wheel ■ Electric rear window defogger ■ Intermittent windshield wiper system ■ Power hatch release ■ Power windows ■ Quiet Sound Group (standard Berlinetta) ■ Rear compartment cargo area cover ■ Rear window wiper/washer system ■ Six-way power seat (driver's side) ■ Special Instrumentation (standard Berlinetta and Z28) ■ Tinted glass.

Performance

■ Axles: Limited slip differential; Performance axle ratio ■ F41 Sport Suspension (Sport Coupe only): Includes special front

Performance (Cont.)

stabilizer, added rear stabilizer, special shock absorbers and "high-effort feel" power steering ■ Four-wheel power disc brakes (requires V8 and limited slip differential) ■ Heavy-duty battery ■ Heavy-duty cooling ■ Rear spoiler (standard Z28).

Audio Equipment

GM-Delco Radio Equipment: (All radios include dual front speakers; all stereos include dual rear speakers.)

■ AM radio
■ AM/FM radio
■ ETR AM/FM stereo radio with digital clock*
■ ETR AM/FM stereo radio with stereo cassette tape and digital clock*
■ ETR AM/FM stereo radio with seek and scan, stereo cassette tape, and digital clock*
■ Power antenna ■ Speakers, dual rear (available only with AM, AM/FM monaural radios).

*Extended Range Sound system (ERS).

Tires and Wheels

■ P195/75R-14 glass-belted radial ply white-stripe (Sport Coupe w/4-cyl. only) ■ P195/75R-14 steel-belted blackwalls (Sport Coupe only; NA w/4-cyl. engine) ■ P195/75R-14 steel-belted radial ply white-stripe (Sport Coupe only) ■ P205/70R-14 steel-belted radial ply blackwall (Sport Coupe with Rally wheels only; standard on Berlinetta) ■ P205/70R-14 steel-belted radial ply white-stripe (Berlinetta and Sport Coupe w/Rally wheels) ■ P205/70R-14 steel-belted radial ply white-letter (Sport Coupe with Rally wheels only).

Wheel Equipment (Sport Coupe only):

■ Full wheel covers ■ Color-keyed Rally wheels: Includes special wheel, bright trim rings and black center caps.

Continuous Protection Plan

The GM Continuous Protection Plan offers service protection in addition to that provided by GM's new-vehicle limited warranty. Ask your dealer about it. Coverage available only in the U.S.A. and Canada.

Safety Features

Occupant Protection

■ Manual lap/shoulder belts with push-button buckles for driver and right front passenger (driver's side includes visual and audible warning system) ■ Manual lap belts with push-button buckles at rear passenger positions ■ Energy-absorbing steering column ■ Passenger-guard inside door locks ■ High-strength safety door latches and hinges ■ Inertia-type folding front seat-back latches ■ Energy-absorbing instrument panel and front seat-back tops ■ Laminated safety glass windshield/tempered safety glass side and rear windows ■ Safety armrests ■ Standardized identification symbols for controls and displays ■ Front seat head restraints for driver and right front passenger (integral or adjustable).

Accident Avoidance

■ Side marker lights and reflectors ■ Parking lamps that illuminate with headlamps ■ Four-way hazard warning flasher ■ Backup lights ■ Lane-change feature in direction signal control ■ Windshield defrosters, washer and dual-speed wipers ■ Vinyl-bonded inside mirror glass ■ Outside left and right rearview mirrors ■ Dual master cylinder brake system with warning light ■ Starter safety switch ■ Dual-action safety hood latch.

Anti-Theft

■ Audible anti-theft ignition key reminder ■ Anti-theft steering column lock ■ Inside hood release.

"LET'S GET IT TOGETHER... BUCKLE UP."

USA-1 IS TAKING CHARGE

CHEVROLET

Camaro • Cavalier • Caprice/Impala • Celebrity • Chevette • Citation • Corvette • Malibu • Monte Carlo