
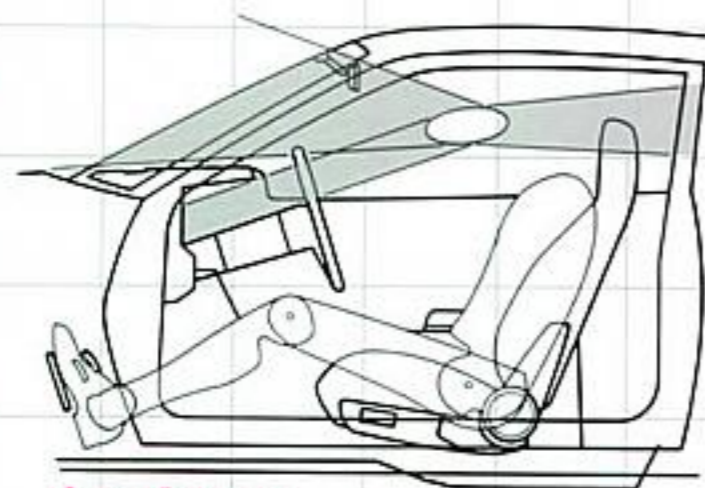


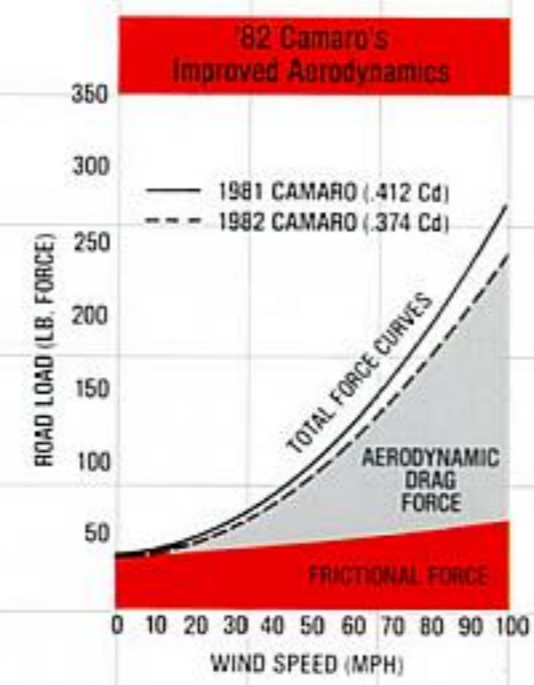
C A M A R O



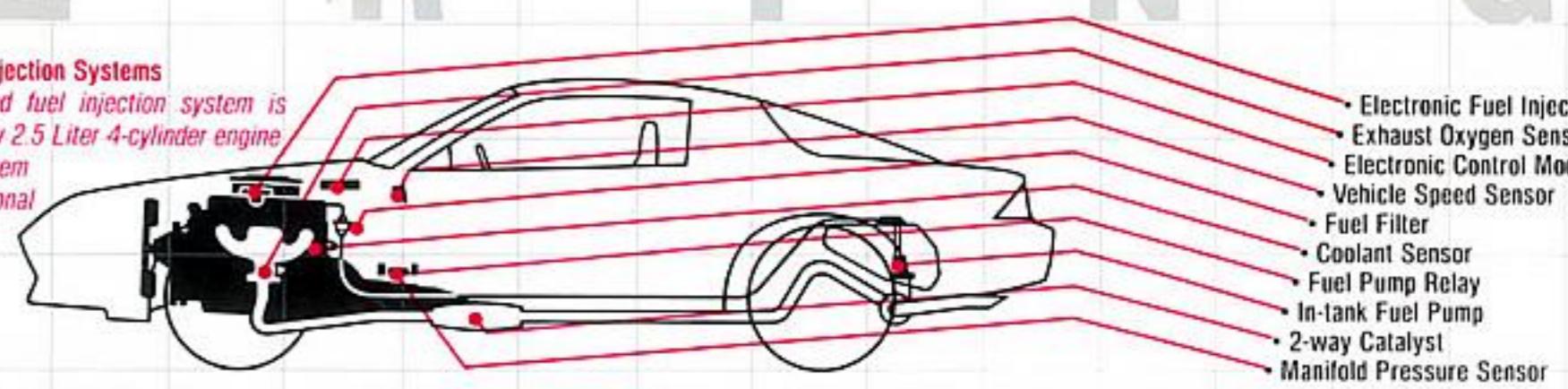
To design and build the all-new Camaro, we made use of some of the most advanced techniques, tools and processes ever brought to bear in the development of a new car. Sophisticated computers were used to refine and confirm its sleek, aerodynamic shape and to prove the road-handling qualities of its new suspension. To achieve the complex curves in Camaro's hatchback, new glass-forming techniques were developed. These are but a few of the ways the 1982 Camaro design project actually advanced state-of-the-art automotive technology. The result you see here: one of the most technologically advanced cars on the road today, 1982 Camaro.



Camaro Ergonomics
We applied the principles of ergonomics to fit the new Camaro to its driver and passengers. Instrumentation is scientifically positioned for viewing. Seating is designed to accommodate the range of human shapes from 5th percentile female (very petite) to 95th percentile male (very tall). The entire interior functions to make the most of Camaro's performance possibilities.

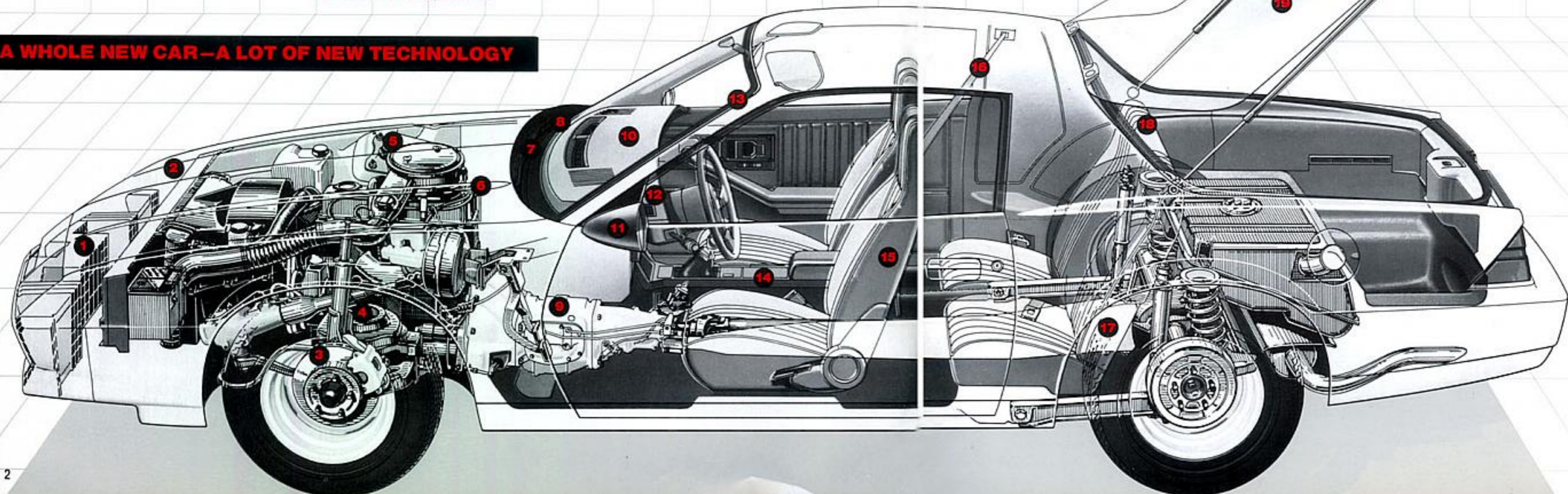


Advanced Fuel Injection Systems
Computer-controlled fuel injection system is standard on the new 2.5 Liter 4-cylinder engine in Sport Coupe. System also standard on optional 5.0 Liter V8 (available Z28 only) in all states except California.



New Camaro Increases Aerodynamic Efficiency by Decreasing Drag
Engineers compare aerodynamic vehicle efficiency by means of the coefficient of drag. The smaller the better. Camaro Sport Coupe realizes a drag coefficient (Cd) of only .374 in production trim, one of the lowest numbers in the industry—an improvement this year of 9% over 1981 Camaro.

A WHOLE NEW CAR—A LOT OF NEW TECHNOLOGY



- 1 Integrated front and rear bumpers using honeycomb energy management system.
- 2 Low hood line with quad rectangular headlamps.
- 3 Front disc brakes with power assist.
- 4 Responsive modified MacPherson-strut front suspension.
- 5 Stiff shock-absorbing strut tower.
- 6 Electronic control module accurately controls engine air/fuel ratios.
- 7 Fluidic windshield washers.
- 8 Hidden windshield wipers.
- 9 Powertrain offerings include 4-speed manual and optional 3-speed automatic transmissions.
- 10 Raked-back 62° windshield.
- 11 Low-drag mirrors.
- 12 Side window defoggers.
- 13 Flush-mounted aerodynamic windshield.
- 14 Hip-high integrated console.
- 15 Fully reclining seats with lateral restraint.
- 16 Comfortable 3-point restraint system.
- 17 Torque arm rear suspension.
- 18 Fold-down rear seat.
- 19 Sculptured glass liftback leads to 11.4-cu.-ft. storage area.

IMPORTANT: A WORD ABOUT THIS CATALOG. We have tried to make this catalog as comprehensive and factual as possible and we hope you find it helpful. However, since the time of printing, some of the information you will find here may have been updated. Also, some of the equipment shown or described throughout this catalog is available at extra cost. Your dealer has details and, before ordering, you should ask him to bring you up to date. The right is reserved to make changes at any time, without notice, in prices, colors, materials, equipment, specifications and models. Check with your Chevrolet dealer for complete information.

CAMARO MODELS



SPORT COUPE

This is Camaro. An aggressive new road car designed to capture your imagination. It's sleek and lean with performance you wouldn't expect at its price.


Z28

The maximum Camaro. Taut and lean from front air dam to rear spoiler. Powered by a compact 5.0 Liter 4-Barrel V8, it rides on a specific sport suspension that lets you read the road like the back of your hand.



BERLINETTA

This is the most luxurious Camaro. Its grand touring performance includes a smooth-riding suspension and responsive power. A high level of custom touches includes special acoustics and full instrumentation.



BURLEIGH AVIATION

SPORT COUPE



Interior shown in Maroon



Sport Coupe shown in Red

Sport Coupe could be the road car you've been waiting for. At a price you can afford.

Its modified MacPherson-strut front suspension, torque arm rear suspension and radial ply tires give it an uncommon ability to hug the road. For the aficionado, the F41 Sport Suspension is available for tight, stiffer cornering.

A 2.5 Liter 4-cylinder engine with a new Electronic Fuel Injection system is standard. As are power steering and power brakes.

But that's just the beginning. Many more features—and the fun to go with 'em—are yours in Sport Coupe.



S



BERLINETTA

Berlinetta shown in Silver Metallic



Berlinetta is the luxurious grand touring machine of the Camaro line.

Appreciation lies in the driving. Berlinetta's unique pleasures include luxurious interior appointments and a surprisingly smooth, quiet ride. Its suspension is tuned to even out roughness yet still maintain your "feel" for the road.

Power is delivered by a compact, even-firing 2.8 Liter V6 engine which provides an impressive horsepower-to-weight ratio.

Distinctive color-keyed exterior striping, gold-toned wheels, and dual sport mirrors all further enhance and distinguish Berlinetta.



Like the cockpit of a corporate jet, Berlinetta's interior is functionally aesthetic.

Full instrumentation is clustered for easy viewing. Reclining front bucket seats support you in comfort. Worldly hustle is left behind amid deluxe sound insulation, full carpeting, and soft, color-matched trims.

A new center console houses the floor-mounted shifter and a handy stowage compartment. Two more lockable storage areas are located in the rear.

Berlinetta's standard interior leaves very little to be desired. But if you do want to add to it, you have a number of options. Among them, a six-way power driver's seat to adjust to your body's needs. Some others are shown at left.

Berlinetta. Have your sport — and luxuriate in it.



BERLINETTA, WITH THE CUSTOM TOUCH

he standards you'll read about
here combine to create the distinctive mystique that
belongs to Camaro.

COLOR AND TRIM COMBINATIONS

Interior Colors

SPORT COUPE AND Z28 INTERIOR

	Dark Blue	Jade	Camel	Silver Gray	Charcoal	Maroon
Vinyl Std.	•	•	•	•	•	•
Cloth Opt.	•	•	•	•	•	•

BERLINETTA AND OPTIONAL CUSTOM INTERIOR FOR SPORT COUPE AND Z28

	Dark Blue	Jade	Camel	Silver Gray	Charcoal	Maroon
Custom Vinyl	•	•	•	•	•	•
Custom Cloth Opt.	•	•	•	•	•	•

Z28—L/S CONTEUR DRIVER'S SEAT OPTION

	Dark Blue	Jade	Camel	Silver Gray	Charcoal	Maroon
Cloth, Std. Interior	•	•	•	•	•	•
Cloth, Custom Interior	•	•	•	•	•	•

Exterior Colors

	Dark Blue	Jade	Camel	Silver Gray	Charcoal	Maroon
WHITE	•	•	•	•	•	•
SILVER (METALLIC)	•	•	•	•	•	•
BLACK	•	•	•	•	•	•
LIGHT BLUE (METALLIC)	•	•	•	•	•	•
DARK BLUE (METALLIC)	•	•	•	•	•	•
LIGHT JADE (METALLIC)	•	•	•	•	•	•
DARK JADE (METALLIC)	•	•	•	•	•	•
GOLD (METALLIC)	•	•	•	•	•	•
DARK GOLD (METALLIC)	•	•	•	•	•	•
RED	•	•	•	•	•	•
MAROON (METALLIC)	•	•	•	•	•	•
CHARCOAL (METALLIC)	•	•	•	•	•	•

SAFETY FEATURES

Occupant Protection

- Manual lap/shoulder belts with push-button buckles for driver and right front passenger (driver's side includes visual and audible warning system)
- Manual lap belts with push-button buckles for rear passenger positions
- Energy-absorbing steering column
- Passenger guard door locks
- Safety door latches and stamped steel hinges
- Folding seat back latches
- Energy-absorbing instrument panel and front seat back tops
- Laminated windshield/tempered side and rear glass
- Safety armrests
- Identification symbols for controls and displays

Accident Avoidance

- Side marker lights and reflectors
- Parking lamps that illuminate with headlamps
- Four-way hazard warning flasher
- Backup lights
- Lane-change feature in direction signal control
- Windshield defrosters, washer and dual-speed wipers
- Vinyl edged inside rearview mirror
- Outside rearview mirror
- Dual master cylinder brake system with warning light
- Starter safety switch
- Dual-action safety hood latches

Anti-theft

- Audible anti-theft ignition key reminder
- Anti-theft steering column lock
- Inside hood release



Standard on all Camaros including Sport Coupe:

- Recessed quad rectangular headlamps
- Black flush-mounted windshield moldings
- Concealed wipers
- Sculptured glass and steel rear hatch
- Lockable side stowage compartment
- 4-speed fully synchronized manual transmission
- Power steering
- Power-assisted front disc/rear drum brakes
- Front disc brake audible wear sensors
- Delco Freedom II battery
- High Energy Ignition system
- Front stabilizer bar
- Delcotron generator with built-in solid-state regulator
- Rear suspension with torque arm to handle driving and braking forces
- Rear suspension track bar for precise lateral axle control
- Full unitized body construction
- Triple-unit tail lamps with amber turn signals
- Console with covered stowage compartment
- Carpeted floor, load floor, and stowage well
- Side window defoggers
- Day/night rearview mirror
- Black ignition and door keys

SPORT COUPE

- 2.5 Liter 4-cylinder engine with Electronic Fuel Injection
- 195/75R-14 glass-belted radial ply tires
- 14" x 6" wheels with hubcaps (Shown above: optional full wheel covers and white-stripe tires)
- Black dual sport mirrors
- Square hub steering wheel
- Molded-foam headliner

BERLINETTA

- 2.8 Liter 2-Barrel V6 engine
- 205/70R-14 steel-belted radial ply tires
- 14" x 7" aluminum fin design wheels, gold-accented
- Body-color sport mirrors; left hand remote, right hand manual
- Square hub steering wheel
- Full instrumentation, including tach
- Deluxe luggage compartment trim
- Electric quartz analog clock
- Specific, smooth ride suspension system
- Custom interior trim and appointments
- Courtesy lamps
- Color-accented lower body with stripe
- Covered stowage well
- Specific sound-deadening materials
- Deluxe molded-foam headliner

Z28

- 5.0 Liter 4-Barrel V8 engine
- 215/65R-15 steel-belted radial ply white-letter tires
- 15" x 7" 5-spoke aluminum wheels
- Specific suspension system details
- Leather-wrapped steering wheel
- Full instrumentation, including tachometer
- Specific black-chrome exterior accents
- Front air dam and "ground effect" lower-body extensions
- Special hood configuration
- Rear deck spoiler
- Dual resonators and tail pipes
- Body color sport mirrors; left hand remote, right hand manual
- Color-accented lower body
- Molded-foam headliner
- Courtesy lamps
- Electric quartz analog clock
- Specific front and rear bumper facias

CAMARO POWER TEAMS

Engine	Ordering Code	Displacement (cubic inches)	Sport Coupe	ENGINE AVAILABILITY		TRANSMISSION AVAILABILITY	
				Berlinetta	Z28	4-Speed Manual (1)	Automatic (1)
ALL STATES EXCEPT CALIFORNIA							
2.5 Liter EFI† L4 (A)	L09	151	Std.	NA	NA	Std.	EC
2.8 Liter 2-Bbl. V6 (B)	LC1	173	EC	Std.	NA	Std.	EC
5.0 Liter 4-Bbl. V8 (B)	LG4	305	EC	EC	Std.	Std.*	EC
5.0 Liter CF1†† V8 (C)	LU5	305	NA	NA	EC	NA	EC
CALIFORNIA ONLY							
2.5 Liter EFI† L4 (A)	L09	151	Std.	NA	NA	Std.	EC
2.8 Liter 2-Bbl. V6 (B)	LC1	173	EC	Std.	NA	NA	EC
5.0 Liter 4-Bbl. V8 (B)	LG4	305	EC	EC	Std.	NA	EC

Std. — Standard.

NA — Not Available.

EC — Extra Cost.

(1) With floor-mounted shift control

†Electronic Fuel Injection ††Cross-Fire Injection *NA Sport Coupe/Berlinetta

Produced by GM:

(A) Pontiac Motor Division

(B) Chevrolet Motor Division

(C) Chevrolet Motor Division; GM of Canada

†Electronic Fuel Injection ††Cross-Fire Injection *NA Sport Coupe/Berlinetta

Camaro's new possibilities are far-ranging. From expanded cargo space (shown above) that'll even take your skis. To its multi-position front bucket seats (shown far left). To the easy-to-view instrumentation and new console that holds its handy stowage compartment. Shown with available optional features.



COMPUTER COMMAND CONTROL. This sophisticated, thoroughly tested on-board computer continuously monitors gasoline engine functions. It also fine-tunes engine performance, under all normal operating conditions, as you drive. Air/fuel mixtures are constantly adjusted to driving conditions, and the system helps compensate for altitude, barometric pressure and temperature changes to help aid fuel economy.

Another benefit of Computer Command Control is that it is covered by the 5-year/50,000-mile emissions system warranty. Ask your dealer for details.

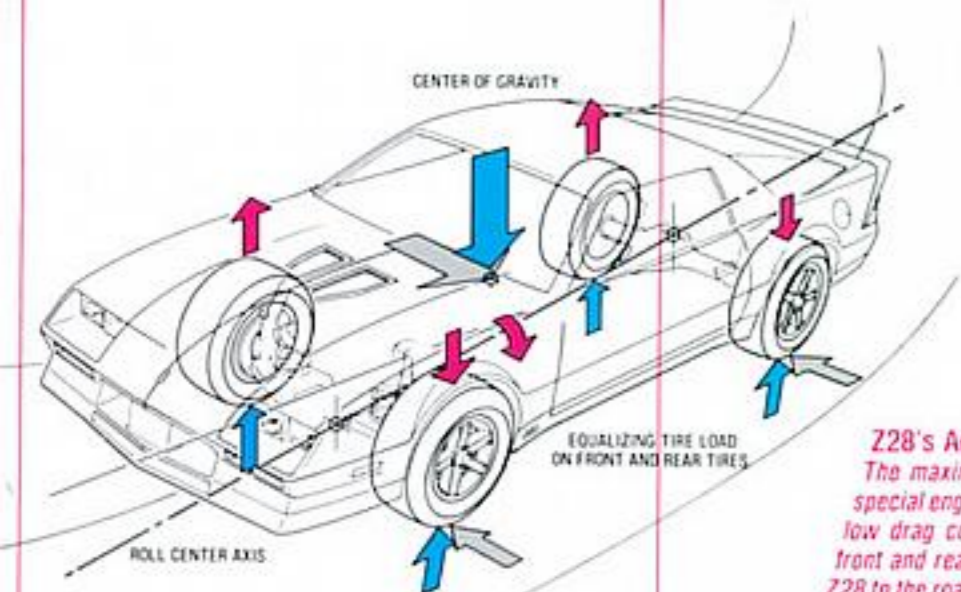
Z28

Z28 is a taut, lean machine that takes on open highways and city streets with equal finesse.

Take note of these and its many other features, but most of all, drive it. Then you'll understand how Z28 really moves ahead.

EVEN ITS SHADOW BOASTS PERFORMANCE

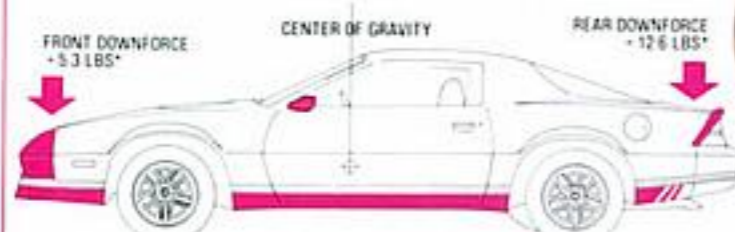




Ultimate Z28 Driving Comfort: New L/S Contour Seat
 Pilot Z28 with variable support. The all-new L/S Contour seat option lets you direct driver's positioning in six separate areas—lumbar and back wing, cushion wing, thigh, headrest, back angle. Eighteen different body-molding adjustments are possible. Available Z28 only.

Z28's Aerodynamic Extras

The maximum Camaro, Z28, makes efficient use of special engineering details to further reduce Camaro's low drag coefficient to an even lower .369. Added front and rear downforce is exerted at speed to hold Z28 to the road. Serving these aerodynamic functions: specific front fascia, deep front air dam, body-side lower panels, rear air spoiler and streamlined mirrors.



*Z28 VERSUS SPORT COUPE AT 55 MPH



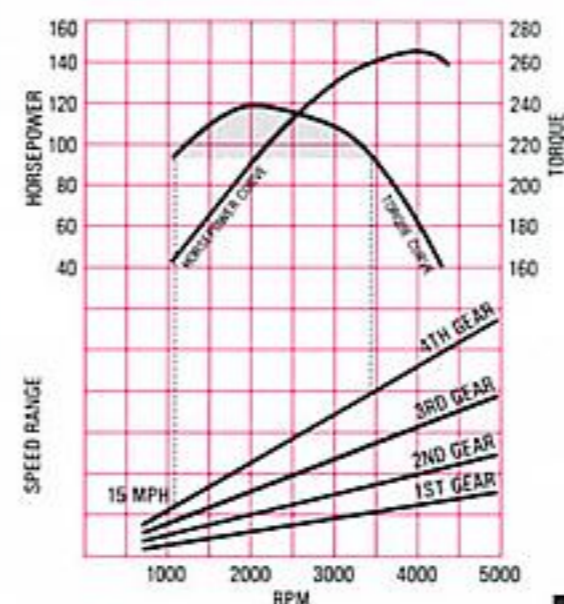
Balance, Cornering and Capability

Z28 achieves an impressive maximum lateral cornering capability of 0.83 G-force. At the center of gravity, lateral force creates a weight transfer about the vehicle's roll axis. This transfer is balanced to Z28's weight distribution of 55-front/45-rear, so that front and rear tires build load together. The result: equalizing tire load for cornering control.

Silver—Lateral Force
 Blue—Car weight and tire loading
 Red—Load transfer in cornering

New Cross-Fire Injection V8 Engine

This optional 5.0 Liter V8 engine utilizes Cross-Fire Injection to feed intake runners from opposite engine sides for smooth air/fuel flow. An on-board computer precisely meters fuel under conditions ranging from start-up, thru warm-up, to full-load operation. Available with automatic transmission only on Z28, in all states except California.



Engine and Vehicle Performance 5.0 Liter 4-Bbl. V8 Engine

The 5.0 Liter V8 engine delivers an abundance of torque over a broad RPM range.



In fact, it offers over 210 ft.-lbs. of torque from 1200 RPM to 3400 RPM with manual transmission.

This translates to a wide speed range in top gear, yielding immediate acceleration response without the necessity of down-shifting.



Above: Z28's new optional L/S Contour driver's seat.

Left: Z28's instrumentation includes tachometer, trip odometer, voltmeter, temperature and oil pressure gauges.



Z28 shown in Dark Blue

A WORD ABOUT ENGINES.


Some Chevrolets are equipped with engines produced by other GM divisions, subsidiaries, or affiliated companies worldwide. See your dealer for details.

A WORD ABOUT ASSEMBLY, COMPONENTS AND OPTIONAL EQUIPMENT IN THESE CHEVROLETS.

The Chevrolets described in this catalog are assembled at facilities of General Motors Corporation operated by the GM Assembly Division. These vehicles incorporate thousands of different components produced by various divisions of General Motors and by various suppliers to General Motors. From time to time during the manufacturing process, it may be necessary, in order to meet public demand for particular vehicles or equipment, or to meet federally mandated emissions, safety and fuel economy requirements, or for other reasons, to produce Chevrolet products with different components or differently sourced components than initially scheduled. All such components have been approved for use in Chevrolet products and will provide the quality performance associated with the Chevrolet name.

With respect to extra cost optional equipment, make certain you specify the type of equipment you desire on your vehicle when ordering it from your dealer. Some options may be unavailable when your car is built. Your dealer receives advice regarding current availability of options. You may ask the dealer for this information. GM also requests the dealer to advise you if an option you ordered is unavailable. We suggest that you verify that your car includes the optional equipment you ordered or, if there are changes, that they are acceptable to you.

Make the exciting new Camaro your own special breed of sports car.



Comfortilt steering wheel



Automatic speed control



Rear air spoiler



Rear windshield wiper/washer



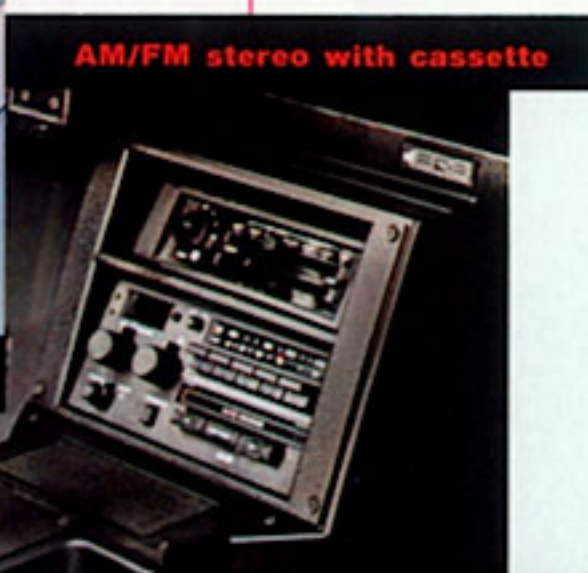
Power windows and hatch release



Wide, lockable stowage



Removable glass roof panels



AM/FM stereo with cassette

PERFORMANCE

- Automatic speed control
- Automatic transmission
- Four-wheel disc brakes (V8 only)
- Heavy-duty cooling system
- Heavy-duty Delco Freedom II battery
- Limited slip differential
- Sport suspension:
(Available Sport Coupe only) Includes special front stabilizer, added rear stabilizer, special shock absorbers, special springs, selected bushings, and "high-effort feel" power steering

Tires:

P195/75R-14 glass-belted radial ply white-stripe (Sport Coupe 4-cyl. only)
P195/75R-14 steel-belted radial ply white-stripe (Not available on Berlinetta and Z28)

P205/70R-14 steel-belted radial ply white-stripe (Not available on Z28)

P205/70R-14 steel-belted radial ply white-letter (w/Rally wheels on Sport Coupe only)

STYLING & TRIM

- Color-keyed front and/or rear floor mats
- Custom Interior trim:
(Standard on Berlinetta) Includes deluxe reclining seat and door trim, carpeted lower sidewalls and console and special acoustical insulation

- Deluxe luggage compartment trim (Standard on Berlinetta)

Moldings:

Body-side, black
Door edge guard, black
Roof drip, black (Not available with removable roof panels)

- Sport mirrors, left-hand remote and right-hand manual (Standard on Berlinetta and Z28)

- Sport twin remote electric mirrors

- Rear spoiler (Standard on Z28)

- Roof panels, removable glass

- Wheels/wheel covers:

Full wheel covers (Sport Coupe only)

Color-keyed Rally wheels (Sport Coupe only) Includes special body-color wheels, bright trim rings, bright center caps, and lug bolts

COMFORT & CONVENIENCE

- Air conditioning
- Auxiliary lighting:
Includes dome/map/reading lamp, rear compartment lamp, underhood lamp, headlamp-on reminder signal

- Comfortilt steering wheel

- L/S Contour seat. Driver's bucket and specially designed passenger seat to match. For Z28 only

- Digital clock (Requires factory-installed radio, included with AM/FM stereo radio with 8-track stereo tape or with stereo cassette tape)

- Dual horns (Standard on Berlinetta)

- GM-Delco Sound Equipment:

AM radio

AM/FM radio

AM/FM stereo radio with ERS

AM/FM stereo radio with 8-track stereo tape with ERS

AM/FM stereo radio with stereo cassette tape with ERS

Dual rear speakers (Available only with AM, AM/FM monaural radios)

Power antenna (Replaces fixed-mast antenna, requires factory-installed radio)

O P T I O N S



STEREO SOUND AS ADVANCED AS THE CAR IT'S IN.

Exclusive to Camaro is its new Extended Range Sound System (ERS). It combines technical advances of Delco's new 2000 series receiver with those of specially engineered speakers.

Through coaxial design, two front speakers do the work of four. Two dual cone extended range speakers are located in the rear. All are scientifically positioned for excellent stereo reproduction.

The system enhances low- and high-frequency response for overall sound quality that matches Camaro's own high level of performance.

Fixed-mast antenna (Included with factory-installed radios; not available with power antenna)

- Electric quartz analog clock (Standard on Berlinetta and Z28)

- Electric rear window defogger

- Halogen hi-beam headlamps

- Intermittent windshield wipers

- Power hatchback opener

- Power windows

- Rear windshield wiper/washer

- Six-way power driver's seat

- Special Instrumentation:

(Standard on Berlinetta and Z28) Includes tachometer, voltmeter, oil pressure and temperature gages, trip odometer

- Tinted glass, all windows

GM CONTINUOUS PROTECTION PLAN


The GM Continuous Protection Plan offers service protection in addition to that provided by GM's new vehicle limited warranty. Ask your dealer about it. Coverage available only in the U.S.A. and Canada.

Also, see your Chevrolet dealer for details and information about GM's new 24-month/24,000-mile Power-Protection-Plus Limited Warranty.

Not all options are available on all models. See your dealer for up-to-date ordering information and specific model/option availability.



CHEVY MAKES GOOD THINGS HAPPEN—FOR YOU!



Chevrolet