

1978 CAMARO



CAMARO Z28

It'll put butterflies in your stomach, a lump in your throat and a smile on your face.

It's exciting, it's virile, it's a legend. Owning and driving a Z28 is a rare experience enjoyed most by those who enjoy driving the most.

Exclusive to Z28 are the louvers in the front fenders and the simulated air induction scoop in the hood. Beneath the sloping hood you'll find a 350 Cu. In. V8 with four-barrel carburetion.

A 4-Speed close-ratio manual transmission and special 3.73* performance ratio rear axle (3.42 also available with automatic transmission—required

in California) get the power to the white lettered GR70-15 steel-belted radials mounted on special Z28 body-colored seven-inch wheels. A special Sport suspension helps keep you in touch with the road.

The cockpit features Special Instrumentation, including: tachometer, voltmeter, temperature gage and electric

clock. You also get a space-saving Stowaway spare tire.


Also included: Z28 identification and accent striping, a rear spoiler, dual sport mirrors (driver's side remote controlled) and black-finished grille and reveal moldings around the windshield and rear window, black-finished headlight and parking light bezels.

The Z28 is available in the following body colors: white, silver metallic, black, bright blue metallic, dark blue-green metallic, bright yellow, camel metallic, dark camel metallic, red, carmine metallic and yellow-orange. There are 9 accent stripe combinations available.

*Except in California.



350 Cu. In. V8



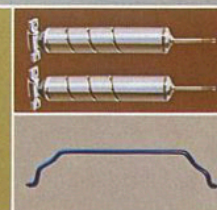
Dual resonator tailpipe



Special springs




15" body-color wheels




Special shocks
Front stabilizer




White lettered tires



Special instrumentation



Front disc brakes



3.73 rear axle

4-Speed close-ratio manual transmission



CAMARO RALLY SPORT

Driving excitement, and then some.

Camaro is our way of helping you escape from what too often becomes the routine task of driving. When you take the wheel of a Camaro, you take command—because Camaro is, and always has been, a driver's car. No matter what kind of driving you do, one

thing's for sure. You won't get bored in the driver's seat of a Camaro.

New front and rear styling in soft, resilient urethane adds even more flair to Camaro's great shape and stance.

The action starts with Camaro Rally Sport Coupe featured below with the new removable glass roof panels (slightly reduce head room) available on

all Camaros. A Type LT Rally Sport Coupe model is also available this year.

Rally Sport models feature black finish on the hood and portions of the front fenders and top. Five tri-tone accent stripes are available, color-keyed to the interior color and your choice of the following body colors: white, silver, light blue metallic, bright yellow, camel

metallic and red. Other features include Rally Sport identification, rear spoiler, Rally wheels, dual sport mirrors and black-finished grille and headlight bezels.

Both the Camaro Type LT Coupe and the Camaro Sport Coupe are available with Rally Sport equipment as model options.



Camaro Rally Sport with available removable glass roof panels, white stripe tires and tinted glass.

CAMARO TYPE LT

If you think a real road car has to look austere, look again.

Here's personal luxury in the grand touring tradition. Camaro Type LT. The "LT" stands for luxury touring, and touring in a Camaro Type LT is just that. Luxurious. If you prefer to have your driving fun surrounded by personal enhancements and custom appointments, Camaro Type LT is the obvious answer.

All Type LT interiors feature special front bucket seats with deep contoured backs and special door trim. Standard Type LT all-vinyl interiors come in black, green, camel, carmine and white. You can also choose from an available custom cloth interior in black or available custom sport cloth interior in blue, camel or carmine. You also get the Interior Decor/Quiet Sound Group, including: simulated leather trim around the instrument cluster, additional instrument lighting, glove compartment light, additional sound insulation and one-piece hood insulator. The Special Instrumentation package is also standard. It includes a tachometer, voltmeter, temperature gage and electric clock.

The Type LT's exterior gets the custom treatment, too. Included are: color-keyed Rally wheels to match 12 body colors with bright center caps and trim rings, bright grille and outline moldings, bright lower body side moldings with black body sill accent trim, dual sport mirrors (driver's side remote controlled) and dual horns. A rear spoiler is available.



Standard interior with available custom sport cloth and center console.

CAMARO EFFICIENCY... AND OTHER STANDARDS

To determine the estimated EPA mileage ratings of these Camaros, please refer to the engine data sheet inserted in this catalog. Additional copies may be obtained from your Chevrolet dealer.

A word about engines

The Chevrolets shown in this catalog are equipped with GM-built engines produced by various divisions. Please refer to the engine data sheet inserted in this catalog or available from your dealer for complete details about engine sources and availability.

Standard L6 engine

The fuel-efficient 250 Cu. In. L6 engine with manual 3-Speed transmission is standard.

Proven 6-cylinder design

The 250 Cu. In. six-cylinder engine has proven its efficiency in millions of miles of operation. Lower tune-up costs than V8 engines are an added benefit. This L6 engine features a fully counter-weighted, seven-main-bearing crankshaft for smoothness and strength. The advanced cylinder head design features an integral intake manifold. Hydraulic valve lifters help provide a smooth and quiet flow of power. It's an engine that delivers the balance of performance and economy you need for today's kind of driving.

High Energy Ignition.

The High Energy Ignition system with the high output coil in the distributor cap

delivers a hotter spark than conventional systems. It helps provide quick starts and all-weather protection from moisture and dirt. Solid-state design eliminates points and ignition condenser to extend time between recommended tune-ups.

Carburetor outside air intake.

Cooler outside air is ducted from the grille intake directly into the carburetor, charging the cylinders with a denser air-fuel mixture to provide good engine performance after warm-up.

Catalytic converter.

Since this converter handles most of the emission control functions, it means the engine can be tuned at the factory for smooth, responsive performance.

Radial tires.

Radial ply tires have less rolling resistance than conventional tires and aid in fuel economy. Additional benefits include longer tread life and impressive traction on wet or snowy roads.

Long recommended service intervals:

Spark plug replacement, up to 45,000 miles (30,000 miles in California) with 250 Cu. In. L6 standard engine. Engine oil change, twelve months or 7,500 miles. Oil filter replacement, first 7,500 miles, then every 15,000 miles. Automatic transmission fluid replacement, 60,000 miles. (Based on normal driving conditions. Check complete details in Owner's Maintenance Schedule or ask your Chevrolet dealer.)

Standard features and specifications:

1. Coolant recovery system to help reduce coolant loss.
 2. Delco Freedom battery that never needs water.
 3. Hide-A-Way windshield wipers.
 4. Flow-through ventilation.
 5. Double-panel steel construction in roof, doors, hood and deck lid.
 6. Protective inner fenders, front and rear.
 7. Power steering.
 8. Front disc brakes. Fade-resistant and self-adjusting with audible wear sensors that tell when it's time to replace pad.
 9. Rear drum brakes that are finned to help brakes run cool, resist fade.
 10. Front stabilizer bar.
 11. Contoured, full-foam bucket seats; bucket-styled full-foam back seats.
 12. Wall-to-wall, cut-pile, color-keyed carpeting.
- Also standard:
- Delcotron generator with built-in solid-state regulator.
 - New integral coil distributor cap helps protect coil from heat and moisture.
 - New fuel vapor canister captures vapors from the carburetor as well as the fuel tank after engine shutdown for improved vapor recovery and emission control.
 - Body by Fisher.
 - New front styling in resilient urethane with energy-absorbing soft fascia, body-colored front bumper system.
 - New rear styling with tri-colored taillights and soft, body-colored, energy-absorbing bumper system.
 - Bright lower body moldings.
 - All-vinyl interiors in black, green, camel and carmine.
 - All-vinyl 2-tone interior comes with

white bucket seats, headliner and door trim; instrument panel, carpet, cowl side panels and rear shelf in your choice of black, blue, green, carmine or saffron.

- Bright windshield, lower side and full rear window moldings (except Z28).
- Magic-Mirror acrylic finish in your choice of bright blue metallic, dark blue-green metallic, camel metallic, saffron metallic, dark camel metallic and carmine metallic (all new for '78), plus white, silver, black, light blue, bright yellow and light red.
- Soft-rim, vinyl-covered, four-spoke sport steering wheel.
- Built-in heater-defroster system.
- Self-cleaning rocker panels. They are vented to permit good air circulation and water drainage which helps protect against rust.
- Precoated steel used for underbody crossbars and reinforcements aids in corrosion resistance.
- Front coil and rear leaf suspension with springs computer-selected to match car weight as equipped.
- FR78-14 GM Specification steel-belted radial ply blackwall tires.

'78 Camaro dimensions:

Wheelbase	108.0"
Length	197.6"
Height (loaded)	49.2"
Width	74.4"
Tread, front	61.3"
(Type LT)	61.6"
Tread, rear	60.0"
(Type LT)	60.3"
Head room, front	37.3"
Leg room, front	44.1"
Shoulder room, front	56.7"



Standard Sport Coupe interior with available sport cloth in black, blue (shown), camel or carmine.

Hip room, front	52.4"
Head room, rear	36.0"
Leg room, rear	29.6"
Shoulder room, rear	54.4"
Hip room, rear	45.8"
Trunk capacity (usable)	6.3 cu. ft.
Rated fuel tank capacity	21 gals.

Accident prevention features:

- Contoured windshield header.
- Thick-laminate windshield.
- Safety armrests.
- Side marker lights and reflectors.
- Parking lamps that illuminate with headlights.

Occupant protection features:

- Four-way hazard warning flasher.
- Lane-change feature in directional signal control.
- Backup lights.
- Windshield defrosters, washers and dual-speed wipers.
- Wide-view inside mirror (vinyl-edged, shatter-resistant and deflecting support).
- Outside rearview mirror.
- Dual master cylinder brake system with warning light.
- Starter safety switch.
- Dual-action safety hood latch.
- Seat belts with push-button buckle releases for all passenger positions.
- Combination seat and inertia reel shoulder belts for driver (with reminder light and buzzer) and right front passenger.
- Energy-absorbing steering column.
- Safety steering wheel.
- Passenger-guard door locks.
- Safety door latches and stamped steel hinges.
- Folding seat back latches.
- Energy-absorbing padded instrument panel and front seat back tops.

Anti-theft features:

- Ignition-key reminder buzzer.
- Steering column lock.

1978 Camaro power teams: All States Except California

Engines	Power Rating ¹	Engine Availability		Transmissions/Rear Axle Ratios				
		Type LT & Sport Coupe	Z28	3-Speed Manual (STD.)	4-Speed Manual	4-Speed Close-Ratio Manual†	Automatic Below 4,000 Ft.	Automatic 4,000 Ft. and Above
250 Cu. In. L6	110	STD.	NA	2.73	NA	NA	2.73	NA
305 Cu. In. V8	145	AVAIL.	NA	NA	3.08	NA	2.41	NA
350 Cu. In. V8	170/160*	AVAIL.	STD.	NA	3.08	3.73	2.41*/3.42**	3.08/3.42**

California Only

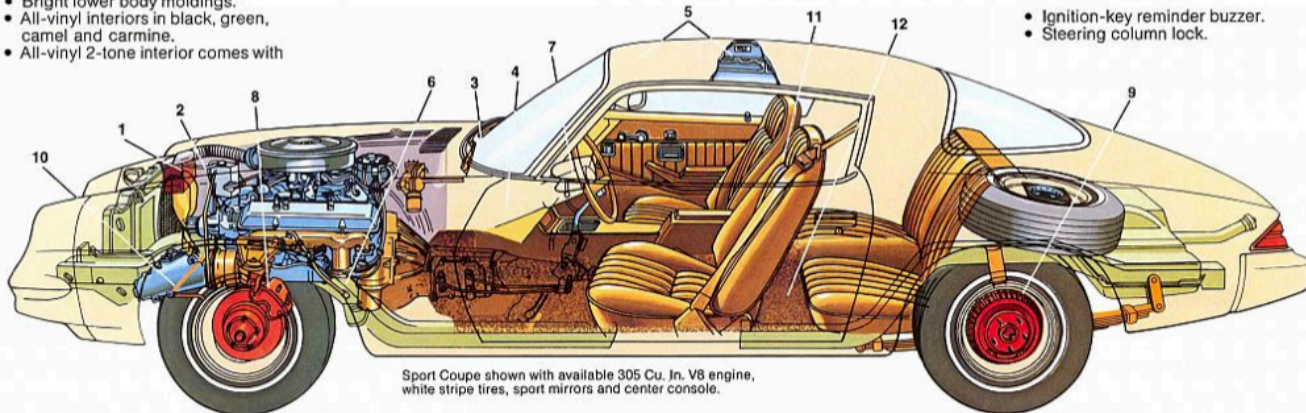
250 Cu. In. L6	90	STD.	NA	NA	NA	NA	2.73	NA
305 Cu. In. V8	135	AVAIL.	NA	NA	NA	NA	2.41	NA
350 Cu. In. V8	160	AVAIL.	STD.	NA	NA	NA	2.41*/3.42**	NA

¹S.A.E. net horsepower as installed. ²3.08 Performance Ratio available. ³Z28 only.

*Rating with High Altitude Emission Equipment. ††4-Speed Close-Ratio Manual Z28 only.

STD.—Standard. NA—Not Available.

SPECIAL NOTE: California Emission Equipment required for registration in California. In other states, High Altitude Emission Equipment may be required in areas 4,000 feet or more above sea level.



Sport Coupe shown with available 305 Cu. In. V8 engine, white stripe tires, sport mirrors and center console.

AVAILABLE CAMARO OPTIONS:

The available equipment listed below makes it easy to custom tailor your Camaro to suit both you and your specific driving needs. Whether you go sporty, luxurious or anywhere in between, you can give the Camaro model of your choice your own personal touch. Your dealer can give you detailed information about each item.

Popular options:

1. Power door lock system. This convenient security feature locks both doors with the flick of a switch on either door.
2. Rear window defogger. Powerful forced-air design helps to quickly clear rear window of frost or fog.
3. Comfortilt steering wheel. Adjusts to any of six steering wheel angles you desire, tilts up and out of the way for easy entry and exit.
4. Sound systems. Produced by Delco to General Motors and Chevrolet quality standards. Choose from: push-button AM radio, push-button AM/FM stereo or monaural radio, AM or AM/FM stereo radio with 8-track stereo tape system

- (dual speakers). Factory-installed windshield antenna included. Rear seat auxiliary speaker also available (not with stereo or tape systems).
5. Intermittent windshield wipers. Wipers can be adjusted to make one clean sweep and then pause before making the next sweep.
6. Center floor console. Includes a concealed storage compartment. Comes in black on Sport Coupe, color-coordinated on Type LT.
7. Custom styled wheels. Urethane/steel wheels available on all models except Z28.
8. Full wheel covers. Stainless steel with multiple block cut-out strips.
9. Rally wheels. These special wheels have bright center hubs and trim rings. (They're standard on Type LT and Rally Sport.)
10. Sport roof. Vinyl extends across front part of roof for distinctive look. Available in black, blue, green, white, camel, carmine and silver. (Not available on Rally Sport or with Sky Roof option.)
11. Rear spoiler. Adds even more style to the rear of your Camaro. (Comes standard on Z28 and Rally Sport.)

12. Cruise-Master speed control. Available on automatic-transmission-equipped Camaros only. Automatically maintains speed selected by driver. Stepping on brake disengages control. (Not available on L6 engine in California.)

Additional available comfort and convenience equipment:

- New manual twin-hatch-type Sky Roof with removable tinted glass panels (slightly reduces head room).
- Sport mirrors. Twin outside rearview mirrors (driver's side is remote controlled) in body or accent color. Standard on Type LT and Z28.
- Bright body side moldings. Help protect against carelessly opened doors of parallel parkers.
- Style Trim Group: Includes bright moldings for roof drip, side windows, hood edge and belt line. Also color-insert door handles and bright-accented parking lights.
- Sport cloth interior trim in your choice of black, blue, camel or carmine. Available on all models except Type LT.
- Custom black cloth or custom cloth interior trim in your choice of blue, camel or carmine. Available on Z28.
- Floor mats, front and rear, color-keyed.
- Full wheel covers (not available with certain wheels).
- Door edge guard moldings.
- Air conditioning, Four-Season. Includes heavy-duty radiator (on six-cylinder models) and 61-amp Delcotron generator.
- Tinted glass. Highly recommended with air conditioning.
- Two-position adjustable driver's seat back provides alternate seat-back angle. Natural comfort companion to the Comfortilt steering wheel.
- Power windows. Control buttons under

- your fingertips on the center floor console (required with power windows).
- Removable glass roof panels (slightly reduce head room).
- Interior Decor/Quiet Sound Group (std. on Type LT). Provides added instrument lighting, special applique on instrument panel cluster, additional body insulation and hood insulator.

Additional available mechanical and performance equipment:

- Sport suspension. Includes larger front and added rear stabilizer bars, higher effort power steering and shock absorber valving calibrated for a

- somewhat firmer ride.
- Special instrumentation (std. on Type LT) adds a tachometer, voltmeter, temperature gage and electric clock to standard panel. Electric clock may be ordered separately.
- Heavy-duty battery.
- Positraction. Helps improve rear wheel traction.
- Dual horns (std. on Type LT).
- Radiator, heavy-duty. Included with air conditioning on six-cylinder models.
- Space-saving Stowaway spare tire. (Standard on Z28 and required with removable glass roof panels.)
- Trailing equipment. (Ask your dealer for details.)



Standard instrument panel with available Special Instrumentation, Four-Season air conditioning, AM/FM radio, rear window defogger and automatic transmission.



CHEVY CAMARO

UNIQUE, RESPONSIVE, FUN TO DRIVE.

REASONS TO BUY CAMARO.

- Exciting, sporty, streamlined appearance.
- Stylish soft front and rear treatment which functions as bumper system.
- Wide selection of models including Sport Coupe, Type LT Coupe, Rally Sport, Z28.
- Front and rear stabilizer bars standard.
- Wide selection of engines from L6 to V8.
- Cockpit-type interior styling with seats for four adults.
- Traditionally high resale value.
- Exciting, youthful image.



Camaro Sport Coupe with available exterior style trim, body side moldings, sport mirrors, full wheel covers and white stripe tires.

A WORD ABOUT THE COMPONENTS AND OPTIONAL EQUIPMENT IN THESE CHEVROLETS.

The Chevrolets described in this brochure incorporate thousands of different components produced by various divisions of General Motors and by various suppliers to Chevrolet. From time to time during the manufacturing process it may be necessary in order to meet public demand for particular vehicles or equipment, or to meet federally mandated emissions, safety and fuel economy requirements, or for other reasons, to produce Chevrolet products with different components or differently sourced components than initially scheduled. All such components have been approved for use in Chevrolet products by Chevrolet Motor Division and will provide the quality performance associated with the Chevrolet name.

With respect to extra cost optional equipment, make certain you specify the type of equipment you desire on your vehicle when ordering it from your dealer. Before taking delivery of the vehicle, we suggest you verify that it includes the optional equipment that you ordered or if there are changes, they are acceptable to you.



All illustrations and specifications contained in this catalog are based on the latest product information available at the time of publication approval. The right is reserved to make changes at any time without notice in prices, colors, materials, equipment, specifications and models, and to discontinue models. Chevrolet Motor Division, General Motors Corporation, Detroit, Michigan 48202.

