



the
ELISE



driving passion

from now on life will be different



very different

the
ELISE

ELISE



driving passion



Lotus is renowned for re-writing the rule book, creating highly acclaimed lightweight sports cars bred with unique racing characteristics.

The latest evolution is undoubtedly the most exciting yet. Engineered to perform, the Elise once again breaks the rules and sets new standards.

Our award winning formula combines creativity, innovation and passion to deliver the most exciting driver's car ever. It is this formula which is responsible for putting Lotus at the forefront of vehicle design technology.

Elise – passionately different – unmistakably Lotus.

a totally different experience

At Lotus, making the best even better was a challenge greater than the original creation.

The brief: to take the Elise into the future reinforcing Lotus core principles.

The result: nearly 900 new components which together achieve improved functionality and refinement with better response, performance and agility.

Weighing just 710kg, the Elise is still the lightest sports car to offer excitement and performance without compromising everyday functionality.



Intimate contact between driver and car is achieved through sensitive, tactile controls and essential instrumentation.


a different feel

The redesigned suspension features revised geometry, stiffer springs and Lotus tuned Bilstein dampers. Combined, these provide the essential ingredients needed to create the unique Lotus driving experience.

The Elise bodywork and underbody diffuser define the innovative aerodynamics package increasing stability through balanced downforce characteristics.

Unique six-spoke wheels and tyres offer higher levels of grip in all conditions.

Together with greater steering precision and more agile responses, the Elise inspires driver confidence.



a different look

At Lotus, form follows function. Vehicle architecture and aerodynamics dictate every curve and feature.

The advanced styling of its athletic form is stunning. Muscular and aggressive, it shouts performance and excitement. Exhaust pipes, gull-wing roof, headlamps, grilles and even fuel filler demonstrate outstanding contemporary design.

The functional interior is true to Lotus principles, engaging intimacy between driver and machine. The integrated dashboard, unique fabrics, precision switches and aluminium controls create more of an avionic than automotive feel.



The innovative gull-wing roof hinges on both sides allowing easier access. Roof panels are removable for an open top experience.

a different standard

Purity of design, high performance and driver control are all Elise fundamentals.

The lightweight engine, controlled by a new Lotus engine management system is a perfect partner for the Elise chassis. Its low down torque and free revving sense of urgency is fully exploited by the close ratio gearbox.

The soft-top has been redesigned to simplify assembly, removal and storage.

The Elise can be built to meet individual requirements, however other standard features include stylish black cloth seats with high grip fabric, leather-trimmed steering wheel and aluminium controls.

The exposed aluminium Elise chassis remains a dominant feature

A low sill means easy access





the Elise Sports Tourer option pack

When driving is a passion, but long journeys mean you have to consider extra comforts, the Elise Sports Tourer is the right choice.

Offering the luxury of leather seats, dashboard and door panels, fitted carpets and polished aluminium controls, the Sports Tourer makes long distances a pleasure to drive. A four speaker audio system, adjustable passenger footrest and additional cabin storage enhance the package.



the Elise Race Tech option pack

The cockpit is engineered from advanced materials, offering a race inspired modern interior without compromising vehicle weight.

The high-tech floor features lightweight and durable materials. Seats are trimmed with carbon leather and alcantara to provide the ultimate driving environment. Cross-drilled discs and auxiliary lamps focus the driving experience on performance.

Aluminium driver controls and two-speaker audio system complete the driver's surroundings.

Race style seats and trim all add to the excitement of this high-tech functional interior.





technical

Engine:

Type: K series: Transverse mid engine
4 cylinders in line, 1796cc

All aluminium lightweight construction
Double overhead camshaft: 16 valves
Multi-point sequential fuel injection

Maximum output: 122PS @ 5600r/min

Maximum torque: 168Nm @ 4500r/min

Engine management: Lotus K4 engine controller

Emission control: Three way catalytic converter

Active on-board diagnostics: Euro III emissions compliant

Transmission:

Type: Ultra light compact manual 5 speed close ratio gearbox
driving rear wheels
Hydraulic clutch

Suspension:

Type: Double wishbone with coil springs over gas pressurised
monotube Bilstein dampers front and rear

Wheels/Tyres:

Unique Lotus designed lightweight 6 spoke, aluminium
alloy wheels

Front: 5.5" x 16", wheels with Lotus developed Bridgestone
V rated 175/55R16 tyres

Rear: 7.5" x 17", wheels with Lotus developed Bridgestone
V rated 225/45R17 tyres

Chassis:

Type: Unique ultra light extruded aluminium bonded
construction chassis with lightweight steel rear subframe

Steering:

Rigidly mounted rack and pinion: 2.8 turns lock to lock

Brakes:

282mm diameter cast iron ventilated discs, non-servo split
hydraulic system, including unique Lotus/AP racing opposed
piston aluminium front calipers

Weight:

Dry weight: 710kg*

Luggage compartment capacity: 115 litres

Fuel tank capacity: 32 litres (7.0 gallons)

Distribution: 38% front 62% rear

Performance*:

Maximum speed 125mph (200Km/h)

0 - 60mph 5.6 seconds

0 - 100mph 17.2 seconds

Fuel Economy:

Urban: 30mpg (9.42 l/100Km)

Extra urban: 46mpg (6.14 l/100Km)

Combined: 38.5mpg (7.33 l/100Km)

Your fuel requirement: 95RON ULG minimum

Body:

Type: Closed mould lightweight composite body panels with
detachable front and rear 'clamshells'
Integral headlights with optional aerodynamic faired
lens cover

Length: 3785mm (149")


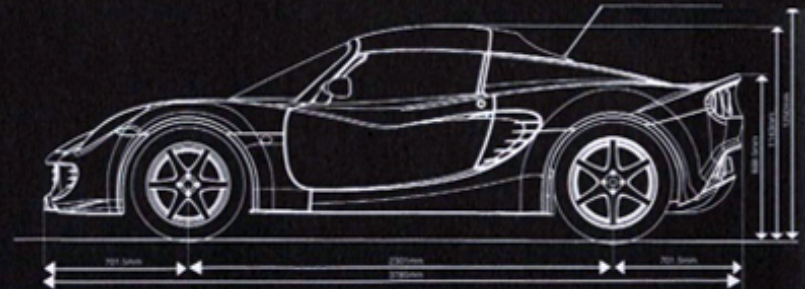

Width (excluding door mirrors): 1719mm (67.7")

Height: 1143mm (45")

Wheelbase: 2301mm (90.6")

Track: Front 1457mm (57") Rear 1503mm (59")

*Prototype vehicle data



colour

Metallic



Laser Blue



Silver



Racing Green



Aqua



Ruby Red



Ice Blue



Gunmetal



Cobalt Blue



Quartz

Pearlescent



Lava Orange



Lightning Yellow

Solid



Calypto Red



Black

interior



Elise

trim (cloth)




black



grey

flooring




black rubber



Sports Tourer pack


trim (leather)



black



silver



blue



green



red



tan



stone



kepron fabric*

flooring (carpet)



blue




green



black



stone




red




Race Tech pack

trim (alcantara)



black



silver



blue



red



carbon leather*

flooring



steel blue

*standard fabric to complement choice of leather or alcantara



options

- **Elise**
- **Sports Tourer pack**
- **Race Tech pack**


exterior options

Cross-drilled brakes	●	●	●
Black brake calipers	●	●	●
Front mud flaps	●	●	●
Sill protection tape	●	●	●
Mono finish body colour	●	●	●
Pearlescent finish body colour	●	●	●
Metallic finish body colour	●	●	●
Cloth soft top	●	●	●
6 spoke black wheels	●	●	●
6 spoke silver wheels	●	●	●
Painted door mirrors body colour	●	●	●
Luggage rack*	●	●	●

interior options

Tyre inflator	●	●	●
Adjustable passenger foot rest	●	●	●
Fixed passenger foot rest	●	●	●
Interior trim leather (dashboard & door trims)	●	●	●
Interior trim alcantara (dashboard & door trims)	●	●	●
Leather trimmed steering wheel	●	●	●
Full leather steering wheel	●	●	●
Alcantara trimmed steering wheel	●	●	●
Stylish black cloth seats	●	●	●
Leather seats	●	●	●

- Standard equipment
- Optional equipment
- N Not available
- * Dealer fit only






The larger 115 litre boot gives ample storage and can house both removable roof panels

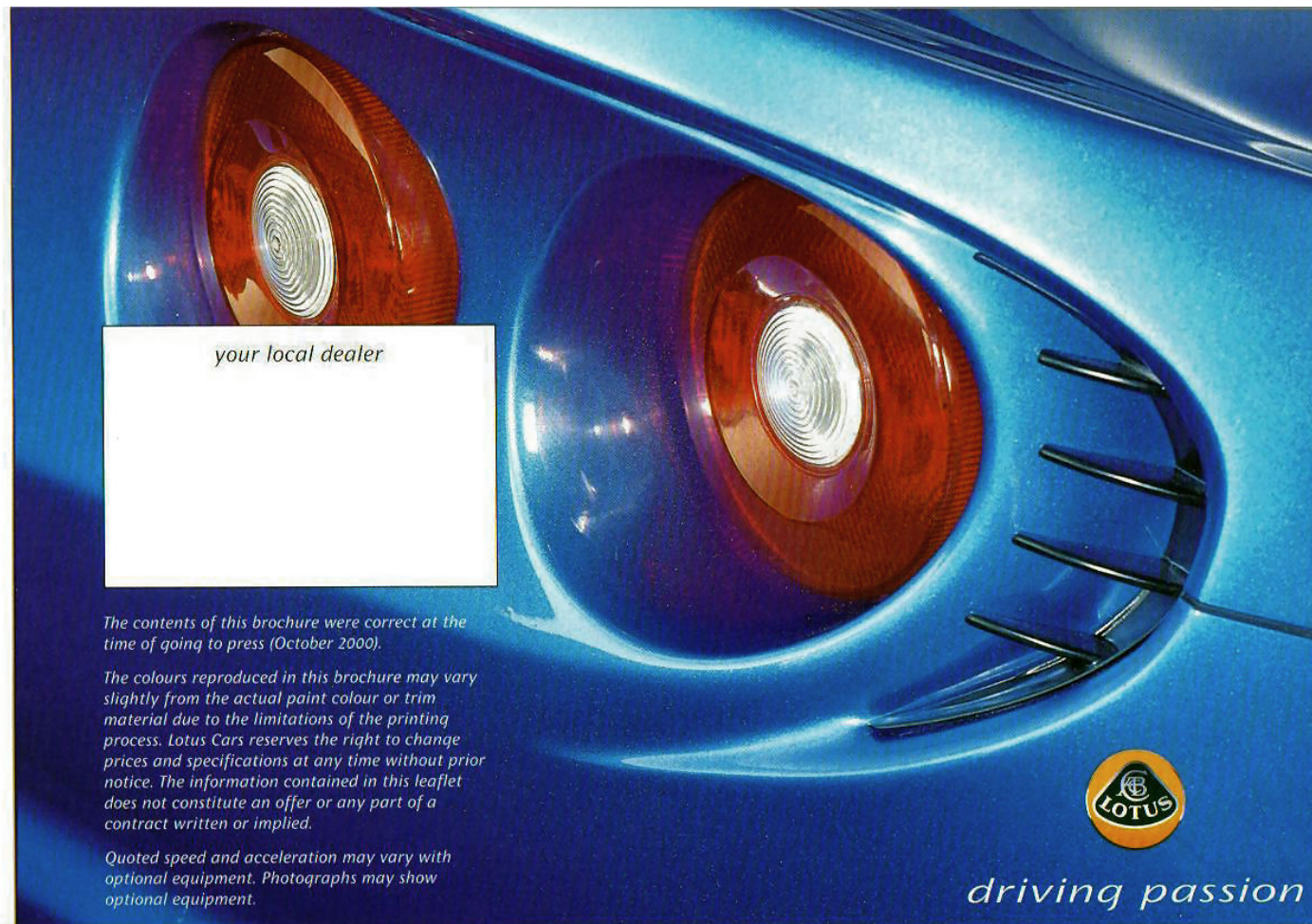
●	N	●	Alcantara seats
●	●	●	Driver & passenger seat lumbar support
●	●	●	Alcantara headrest covers*
N	●	●	3/4 carpet set
N	N	●	Carpet mats*
●	N	●	Steel blue high tech floor covering
N	N	●	Black rubber floor covering
N	N	●	Aluminium gear knob & winders
●	N	●	Brushed/polished aluminium sleeve, knobs & winders
N	●	●	Polished aluminium sleeve, knobs and winders
●	N	●	Leather & aluminium gear knob
N	N	●	Black rubber hand brake sleeve
N	●	●	Centre console with phone/drink holder
●	●	●	Aluminium storage bin dividers*
●	●	●	Luggage bag*
●	●	●	Lightweight foot well divider
track options			
●	●	●	Removable steering wheel*
●	●	●	Performance enhancement sports exhaust*
●	●	●	Cat bypass*
electrical options			
●	●	●	Alarm system
●	●	●	Immobiliser
●	●	●	Main beam auxiliary lamps*
●	●	●	Radio fitting kit
●	N	●	2 speaker audio system & CD head unit
N	●	●	4 speaker audio system & CD head unit
2001 options			
●	●	●	Air conditioning
●	●	●	High level rear diffuser
●	●	●	Hard top gull-wing roof
●	●	●	Soft top with noise reduction lining
●	●	●	Track suspension kit*
●	●	●	Engine noise enhancement kit

*the Elise
it's different*

very different



ELISE



your local dealer

The contents of this brochure were correct at the time of going to press (October 2000).

The colours reproduced in this brochure may vary slightly from the actual paint colour or trim material due to the limitations of the printing process. Lotus Cars reserves the right to change prices and specifications at any time without prior notice. The information contained in this leaflet does not constitute an offer or any part of a contract written or implied.

Quoted speed and acceleration may vary with optional equipment. Photographs may show optional equipment.



driving passion

ELISE